



South Sudan

Primary CRE

Pupil's Book 5

Primary Christian Religious Education has been written and developed by Ministry of General Education and Instruction, Government of South Sudan in conjunction with Subjects experts. This course book provides a fun and practical approach to the subject of Christian Religious Education, and at the same time imparting life long skills to the pupils.

The book comprehensively covers the Primary 5 syllabus as developed by **Ministry of General Education and Instruction.**

Each year comprises of a **Pupil's Book** and a **Teacher's Guide.**

The **Pupil's Book** provides:

- Full coverage of the national syllabus.
- Clear presentation and explanation of learning points.
- A variety of activities that can be applied to real-life situations.
- Opportunities for collaboration through group work activities.
- Stimulating illustrations.



All the courses in this primary series were developed by the Ministry of General Education and Instruction, Republic of South Sudan.

The books have been designed to meet the primary school syllabus, and at the same time equipping the pupils with skills to fit in the modern day global society.

This Book is the Property of the Ministry of General Education and Instruction.

This Book is not for sale.

Any book found on sale, either in print or electronic form, will be confiscated and the seller prosecuted.


Funded by:



South Sudan

Primary CRE

Pupil's Book 5



Funded by:



This Book is the Property of the Ministry of General Education and Instruction.

This Book is not for sale.

How to take care of your books.

Do's

1. Please cover with plastic or paper. (old newspaper or magazines)
2. Please make sure you have clean hands before you use your book.
3. Always use a book marker do not fold the pages.
4. If the book is damaged please repair it as quickly as possible.
5. Be careful who you lend your schoolbook to.
6. Please keep the book in a dry place.
7. When you lose your book please report it immediately to your teacher.

Don'ts

1. Do not write on the book cover or inside pages.
2. Do not cut pictures out of the book.
3. Do not tear pages out of the book.
4. Do not leave the book open and face down.
5. Do not use pens, pencils or something thick as a book mark.
6. Do not force your book into your schoolbag when it is full.
7. Do not use your book as an umbrella for the sun or rain.
8. Do not use your book as a seat.

CRE

Learner's Book 5

©2018, THE REPUBLIC OF SOUTH SUDAN, MINISTRY OF GENERAL EDUCATION AND INSTRUCTION.

All rights reserved. No part of this book may be reproduced by any means graphic, electronic, mechanical, photocopying, taping, storage and retrieval system without prior written permission of the Copyright Holder. Pictures, illustrations and links to third party websites are provided in good faith, for information and education purposes only.



This book is the property of the Ministry of General Education and Instruction.

Funded by:



THIS BOOK IS NOT FOR SALE

FOREWORD

I am delighted to present to you this textbook, which is developed by the Ministry of General Education and Instruction based on the new South Sudan National Curriculum. The National Curriculum is a learner-centered curriculum that aims to meet the needs and aspirations of the new nation. In particular, it aims to develop (a) Good citizens; (b) successful lifelong learners; (c) creative, active and productive individuals; and (d) Environmentally responsible members of our society. This textbook, like many others, has been designed to contribute to achievement of these noble aims. It has been revised thoroughly by our Subject Panels, is deemed to be fit for the purpose and has been recommended to me for approval. Therefore, I hereby grant my approval. This textbook shall be used to facilitate learning for learners in all schools of the Republic of South Sudan, except international schools, with effect from 4th February, 2019.

I am deeply grateful to the staff of the Ministry of General Education and Instruction, especially Mr Michael Lopuke Lotyam Longolio, the Undersecretary of the Ministry, the staff of the Curriculum Development Centre, under the supervision of Mr Omot Okony Olok, the Director General for Quality Assurance and Standards, the Subject Panelists, the Curriculum Foundation (UK), under the able leadership of Dr Brian Male, for providing professional guidance throughout the process of the development of National Curriculum and school textbooks for the Republic of South Sudan since 2013. I wish to thank UNICEF South Sudan for managing the project funded by the Global Partnership in Education so well and funding the development of the National Curriculum and the new textbooks. I am equally grateful for the support provided by Mr Tony Calderbank, the former Country Director of the British Council, South Sudan; Sir Richard Arden, Senior Education Advisor of DfID, South Sudan. I thank Longhorn and Mountain Top publishers in Kenya for working closely with the Ministry, the Subject Panels, UNICEF and the Curriculum Foundation UK to write the new textbooks. Finally, I thank the former Ministers of Education, Hon. Joseph Ukel Abango and Hon. Dr John Gai Nyuot Yoh, for supporting me, in my previous role as the Undersecretary of the Ministry, to lead the Technical Committee to develop and complete the consultations on the new National Curriculum Framework by 29 November 2013.

The Ministry of General Education and Instruction, Republic of South Sudan, is most grateful to all these key stakeholders for their overwhelming support to the design and development of this historic South Sudan National Curriculum. This historic reform in South Sudan's education system is intended to benefit the people of South Sudan, especially the children and youth and the future generations. It shall enhance the quality of education in the country to promote peace, justice, liberty and prosperity for all. I urge all Teachers to put this textbook to good use.

May God bless South Sudan. May He help our Teachers to inspire, educate and transform the lives of all the children and youth of South Sudan.



Deng Deng Hoc Yai, (Hon.)

Minister of General Education and Instruction, Republic of South Sudan

UNIT 1 : Abraham the Father of Faith..... 1

Abraham and his relatives..... 1

The call of Abraham and the promises from God..... 4

The journey from Haran to Canaan.....7

Importance of faith to Jewish people and Christians
today.....13

Sacrifice in Traditional African Society.....14

Religious leaders in our society today.....15

End of unit summary19

Glossary19

UNIT 2 : Moses and the Ten Commandments 20

The birth and early life of Moses.....20

The call of Moses23

Importance of the call of Moses to the people of Israel...29

The Ten Commandments29

The Ten plagues.....33

End of Unit Summary.....	34
Glossary	35

UNIT 3 :Jesus Christ and His Mission.....36

Meaning of Jesus Christ.....	36
Jesus teaching on the virtues.....	40
Reasons for Jesus’ mission	42
The miracles of Jesus Christ.....	43
Importance of the miracles of Jesus.....	51
Prophet Muhammad	51
Gautama Buddha.....	53
End of Unit Summary	54
Glossary	55

UNIT 4 : The First Apostles and Disciples.....56

The twelve disciples of Jesus.....	59
Importance of the apostles and disciples to Christians.....	61
Followers of other faiths	61
End of Unit Summary	62
Glossary	63

Key words

Faith, altar, apostle,
Prophet, descendant, evangelist

In this unit we are going to discuss about Abraham. The relatives of Abraham. We are also going to discuss why Abraham is called the father of faith.

Abraham and his relatives

ACTIVITY 1.1

1. As a class, read Genesis 11:27-32 with your teacher.

Genesis 11:27-32

27 These are the descendants of Terah, who was the father of Abram, Nahor, and Haran. Haran was the father of Lot, 28 and Haran died in his hometown of Ur in Babylonia, while his father was still living. 29 Abram married Sarai, and Nahor married Milcah, the daughter of Haran, who was also the father of Iscah. 30 Sarai was not able to have children. 31 Terah took his son Abram, his grandson Lot, who was the son of Haran, and his daughter-in-law Sarai, Abram's wife, and with them he left the city of Ur in Babylonia to go to the land of Canaan. They went as far as Haran and settled there. 32 Terah died there at the age of 205.

2. Write down:
 - a) The father of Abraham.
 - b) The wife of Abraham.
 - c) Where Abraham was travelling to when he left his homeland.
3. Exchange the papers with other groups. Confirm the answers with your teacher.



Abraham and Sarah standing outside a tent

Terah was the father of Abraham. Abraham had two brothers Haran and Nahor. They lived in the land of Ur in Babylonia. Abraham married Sarah. They had a son called Isaac. Abraham means the **father of faith**. Abraham was first called Abram. Then later his name changed to Abraham. Same case to Sarah wife of Abraham. At first, she was called Sarai. Then later her name changed to Sarah.

Individual work

Match the following relatives of Abraham in A and their names in B from the table below.

The first one has been done for you.

A	B
Father	Isaac
Wife	Terah
Son	Nahor and Haran
Brothers	Sarah

Group work

1. Abraham means the father of faith. Why do you think Abraham is referred to as the father of faith?
2. Share your ideas with the rest of the groups and write your points down.
3. Show your teacher what you have written.

What is faith?

ACTIVITY 1.2

1. Take a nature walk outside your classroom.
2. In pairs, blindfold each other one at a time.
3. Tell your friend to look for a pen you have placed in a surrounding area.

Answer the following questions

- a) How long did you take to find the pen?
- b) Were you sure that you will get the pen?
- c) Did you take the same period as your friend to find the pen?
- d) Why did one take a longer period than the other?

According to Hebrews 11: 1;

To have faith is to be sure of the things we hope for, and to be certain of the things we cannot see. The Bible says that, no one can please God without faith. Therefore, we should have faith in God. He created us and the universe.



Plants, animals, rivers

The call of Abraham and the promises from God

ACTIVITY 1.3

1. With the help of your teacher, read Genesis 12: 1- 9 as a class.

Genesis 12:1-9

The Lord said to Abram, "Leave your country, your relatives, and your father's home, and go to a land that I am going to show you. 2 I will give you many descendants, and they will become a great nation. I will bless you and make your name famous, so that you will be a blessing. 3 I will bless those who bless you, But I will curse those who curse you. And through you I will bless all the nations." 4 When Abram was seventy-five years old, he started out from Haran, as the Lord had told him to do; and Lot went with him. 5 Abram took his wife Sarai, his nephew Lot, and all the wealth and all the slaves they had acquired in Haran, and they started out for the land of Canaan. When they arrived in Canaan, 6 Abram traveled through the land until he came to the sacred tree of Moreh, the holy place at Shechem. (At that time the Canaanites were still living in the land.) 7 The Lord appeared to Abram and said to him, "This is the country that I am going to give to your descendants."

Then Abram built an altar there to the Lord, who had appeared to him. 8 After that, he moved on south to the hill country east of the city of Bethel and set up his camp between Bethel on the west and Ai on the east. There also he built an altar and worshiped the Lord. 9 Then he moved on from place to place, going toward the southern part of Canaan.

2. Recite the following verse:

The Lord said to Abraham, “Leave your country, your relatives, and your father’s home, and go to a land that I am going to show you.”

3. What have you learnt from the Bible verse that you have read?
4. Write down what you have learnt and share with your friend.

Abraham obeyed the call from God. He also believed the promises that God made to him. God told Abraham that he would bless those who bless him and curse those who curse him. Through him God would bless all nations.

ACTIVITY 1.4

1. How does the call of Abraham and the promises from God relate to your own life? Discuss in groups of five.
2. Share in class with the rest of the group what you have discussed.
3. Show your teacher what you have discussed.

Fun Point

Sing the following song


Father Abraham,
Had many sons,
Many sons of father Abraham,
I am one of them,
And so are you,
So let us praise the Lord.
Right hand, Left hand,
Father Abraham,
Had many sons,
Many sons of father Abraham,
I am one of them,
And so are you,
So let us praise the Lord.
Right foot, left foot,
Father Abraham,
Had many sons,
Many sons of father Abraham,
I am one of them,
And so are you,
So Let us praise the Lord.

Homework

Ask your parent or guardian to tell you;

1. A story about Abraham.
2. The promises of God to Abraham.
3. Summarise the story in your own words.
4. Share the story with the rest of the members in class.

The journey from Haran to Canaan



Abraham and Sarah travelling

After a long stay in the land of Haran where they had settled, Abraham decided to move. Abraham was 75 years old during this time. He took his wife Sarah, his nephew Lot and all the wealth he had acquired in Haran. They started a journey to Canaan. After they reached Canaan, Abraham through the land to the Holy place at Shechem. At this holy place there was a sacred tree of Moreh. Here God appeared to Abraham.

ACTIVITY 1.5

1. Recite this verse:

“This is the country that I am going to give to your descendants.”

2. Read Genesis 12:1-9 with your teacher.

Genesis 12:1-9

1 The Lord said to Abram, “Leave your country, your relatives, and your father’s home, and go to a land that I am going to show you. 2 I will give you many descendants, and they will become a great nation. I will bless you and make your name famous, so that you will be a blessing. 3 I will bless those who bless you, But I will curse those who curse you. And through you I will bless all the nations.” 4 When Abram was seventy-five years old, he started out from Haran, as the Lord had told him to do; and Lot went with him. 5 Abram took his wife Sarai, his nephew Lot, and all the wealth and all the slaves they had acquired in Haran, and they started out for the land of Canaan. When they arrived in Canaan, 6 Abram traveled through the land until he came to the sacred tree of Moreh, the holy place at Shechem. (At that time the Canaanites were still living in the land.) 7 The Lord appeared to Abram and said to him, “This is the country that I am going to give to your descendants.” Then Abram built an altar there to the Lord, who had appeared to him. 8 After that, he moved on south to the hill country east of the city of Bethel and set up his camp between Bethel on the west and Ai on the east. There also he built an altar and worshiped the Lord. 9 Then he moved on from place to place, going toward the southern part of Canaan.

3. What can you say about Abraham from the verse above.



Abraham built altar for God

Here Abraham built an altar for the Lord God. He built another altar between Bethel and Ai. He worshipped God in this altar.

Pair work

1. With your friend, discuss where you normally go to worship.
2. Is your answer the same with the one of your friend?
3. Tell your teacher what your friend has told you.

ACTIVITY 1.6

1. Why do you think God called Abraham? Discuss.
2. If you can access a library or internet, do a research on the promises that God gave to Abraham.
3. Present your findings in class.

Homework

1. Ask your parents or guardian to explain to you why Abraham moved from Haran to Canaan.
2. Let them identify the reason why Abraham moved from the land of Haran to Canaan.
3. Will you interpret their explanation in your own words? Present in class.

God commands Abraham to sacrifice his son

Genesis 22:1-19

Genesis 12:1-9

1 Some time later God tested Abraham; he called to him, "Abraham!" And Abraham answered, "Yes, here I am!" 2 "Take your son," God said, "your only son, Isaac, whom you love so much, and go to the land of Moriah. There on a mountain that I will show you, offer him as a sacrifice to me." 3 Early the next morning Abraham cut some wood for the sacrifice, loaded his donkey, and took Isaac and two servants with him. They started out for the place that God had told him about. 4 On the third day Abraham saw the place in the distance. 5 Then he said to the servants, "Stay here with the donkey. The boy and I will go over there and worship, and then we will come back to you." 6 Abraham made Isaac carry the wood for the sacrifice, and he himself carried a knife and live coals for starting the fire. As they walked along together, 7 Isaac spoke up, "Father!" He answered, "Yes, my son?" Isaac asked, "I see that you have the coals and the wood, but where is the lamb for the sacrifice?" 8 Abraham answered, "God himself will provide one." And the two of them walked on together. 9 When they came to the place which God had told him about, Abraham built an altar and arranged the wood on it. He tied up his son and placed him on the altar, on top of the wood.

ACTIVITY 1.7

In small groups, role play the following conversation:

God: Abraham!

Abraham: Yes here I am.

God: Take your son, your only son, Isaac, whom you love so much, and go to the land of Moriah. There on the mountain that I will show you, offer him as a sacrifice to me.

Abraham: (To the servants) stay here with the donkey. The boy and I will go over there and worship, and then we will come back to you.


Isaac: (walking with his father) Father!

Abraham: God Himself will provide one.

Angel of Lord: Abraham, Abraham!

Abraham: Yes here I am.

Angel of Lord: Don't hurt the boy or do anything to him. Now I know that you honour and obey God, because you have not kept back your only son from Him.



Abraham sacrificing his son Isaac

ACTIVITY 1.8

1. What could be your reaction to God's demand, if you were Abraham? Explain.
2. How do you relate God's commandments to Abraham to your own life today? Discuss.

The sacrifice of Isaac was the greatest test of Abraham's faith. He obeyed God because he had great faith in Him. Abraham put God first in everything he did. As Christians, we should obey God in everything we do. This will make us the children of God.

Fun Point

Sing the following chorus

Trust and obey,
For there is no other way,
To be happy in Jesus,
But to trust and obey.

Acts that shows Abraham is the father of faith

Abraham obeyed God by moving to a new land that he did not know. Abraham believed that, he would get a child Isaac as God promised him. He obeyed God to sacrifice his only son Isaac. This was the greatest test of Abraham's faith. He built altars, one at Shechem and the other at Bethel for God.

Importance of faith to Jewish people and Christians today

Faith strengthens their relationship with God. It enables Christians to obey God like Abraham did. Through faith, Christians are able to face trials with confidence just like Abraham who was told to sacrifice his only son Isaac.

ACTIVITY 1.9

1. How would you show your understanding of faith through Abraham? Explain.
2. How would you use the importance of faith to Jewish people and Christians today to relate to your own life?

Sacrifice in Traditional African Society



Traditional people offering prayers under a tree

In traditional African society, people offered sacrifices for many reasons. The following are some of the reasons; They offered sacrifices to appease their ancestors. This was done in sacred places such as shrines or on mountains. In slaughtering animals there was shedding of blood. Blood is thought to carry continuity of life.



People worshipping in mountain

ACTIVITY 1.10

In groups of 5, discuss other reasons that you may know on why people offered sacrifices in traditional African society.

Homework

Ask your parent or guardian to tell you;

1. How people used to worship God in your community.
2. Sacred places that people used to offer sacrifices in your community.
3. Why people used to offer sacrifices in your community.
4. Make a presentation in class of what you have learnt about your community.

Religious leaders in our society today

ACTIVITY 1.11

1. In small groups, write down the titles of leaders in your churches.
2. Exchange with other groups and compare the answers.
3. As a class, list the common titles and present in front of the class.

God has continued to call people even today.

God calls people to various missions.

In Ephesians 4:11-12, Jesus Christ gave out various gifts


Read the following verse.

“And He Himself gave some to be apostles, some prophets, some evangelists and some pastors and teachers, for the equipping of the saints for the work of ministry, for the edifying of the body of christ.


individual work

1. What have you learnt from the Bible verse above?
2. Write down what you have learnt.
3. Share with the rest of the members in class.

Religious leaders in our churches today have titles such as; Reverend, Bishop, Father, Pastor, Sister or Brother. These titles are given depending on the churches you attend.



Ali going to the mosque



Sandra going to church

Check your progress

1. Discuss in groups common titles given to religious leaders in our churches today.
2. Why do you think Jesus Christ appointed people? Explain.
3. Which work will you carry in your community if you are chosen as an ambassador of Christ.

The role of religious leaders in our society today

ACTIVITY 1.12

Following the activity you did under religious leaders:

- a) Discuss roles that religious leaders do in your church?
- b) How does their roles make your life in church good for you?



Pastor praying

Religious leaders act as a link between God and human beings. They act as role models in the society. They also guide and counsel their members. When people are faced with various challenges they go to religious leaders for guidance. They teach and preach good news about the Kingdom of God.



Worship in church

Pair work

1. With your friend, discuss the importance of religious leaders in our church today.
2. As young people, what can you do in church to make the work of the leaders easy?

End of Unit Summary

Abraham is known to be the father of faith. You cannot please God without faith. Abraham became a friend of God because he obeyed God in everything he did. His greatest act of faith was when God demanded him to sacrifice his son Isaac. God made promises to Abraham. He promised to bless all nations through him.

Check your progress

1. Discuss various titles given to religious leaders in our churches today.
2. Explain why Abraham is called the father of faith.
3. Why do you think Abraham was told to sacrifice his only son?
4. Explain why Abraham was told to travel to a new land.
5. Abraham was given several promises by God. Discuss.
6. Discuss places that traditional people used to offer sacrifices.
7. In your own understanding, why do you think people used to offer sacrifices in Traditional African Society?

Glossary

Faith:	To be sure of the things we hope for and to be certain of the things we cannot see.
Altar:	A set place used to perform religious rites.
Apostles:	A missionary or a leader of religious mission especially in the early Church.

Unit 2

Moses and the Ten Commandments

Key words

Covenant, Commandment, Tablet

In this unit we are going to learn about Moses and the Ten Commandments. It was God's plan to save the children of Israel and the entire human race. This led to the call of Moses. The Israelites had stayed in slavery in Egypt for over 400 years. God decided to free them. The Israelites going to Egypt was God's plan.

The birth and early life of Moses

ACTIVITY 2.1

1. In pairs write down what happens when a new baby is born in a family.
2. Why is it that people are happy to see a new born baby?
3. Share with your friend the first experience you had when a child was born. It can be either in your family or in your neighbour's family.

While the Israelites were suffering in Egypt, God continued to bless them and increase their number. When a new pharaoh came to power in Egypt he was against them. He then passed a law to enslave the Israelites.

While they were suffering in Egypt, they kept crying for God to help them. In the process of their suffering, another law was passed. The law said that every Israelite boy that was born had to be thrown into River Nile to die. It was around this period that Moses was born. The mother of Moses decided to hide him, but after three months she could not hide him anymore. She therefore decided to make a basket made of reeds put him inside and put him in River Nile.



Moses in River Nile

Pharaoh's daughter was walking along the riverbank. She saw a baby inside the basket. She then adopted him. She named him Moses and brought him up in the palace.

ACTIVITY 2.2

1. With the help of your teacher, read Exodus 2:1-10.

Exodus 2:1-10

1 During this time a man from the tribe of Levi married a woman of his own tribe, 2 and she bore him a son. When she saw what a fine baby he was, she hid him for three months. 3 But when she could not hide him any longer, she took a basket made of reeds and covered it with tar to make it watertight. She put the baby in it and then placed it in the tall grass at the edge of the river. 4 The baby's sister stood some distance away to see what would happen to him. 5 The king's daughter came down to the river to bathe, while her servants walked along the bank. Suddenly she noticed the basket in the tall grass and sent a slave woman to get it. 6 The princess opened it and saw a baby boy. He was crying, and she felt sorry for him. "This is one of the Hebrew babies," she said. 7 Then his sister asked her, "Shall I go and call a Hebrew woman to nurse the baby for you?" 8 "Please do," she answered. So the girl went and brought the baby's own mother. 9 The princess told the woman, "Take this baby and nurse him for me, and I will pay you." So she took the baby and nursed him. 10 Later, when the child was old enough, she took him to the king's daughter, who adopted him as her own son. She said to herself, "I pulled him out of the water, and so I name him Moses."

2. From the verse above, explain the birth of Moses.
3. What have you learnt from the verse above? Tell your teacher.

Homework


Ask your parent or guardian to tell you;

1. The mother of Moses from the Bible.
2. The father of Moses from the Bible.
3. Tell your teacher what you were told by your parents or guardian.

The call of Moses

Pair work

1. With your friend, look at the picture below.



2. Tell your teacher what is in the picture.
3. What do you think is happening in the picture? Explain.

Moses was taking care of the animals of his father-in-law. He encountered a call from God. God appeared to him in form of a burning bush near Mount Sinai. The bush was burning but it was not being consumed. When Moses saw it, he drew near to see what was happening. God called him by name. He told him to remove his sandals because he was standing on a holy ground.

God then told Moses that He was the father of his ancestors, Abraham, Isaac and Jacob. Then God told him that He wanted to use him to rescue the Israelites. Moses refused because he felt he was not worthy to take up God's plan. He feared Pharaoh and the response from the Israelites. God told him that it was through His power that he would get the Israelites out of Egypt.

ACTIVITY 2.3

1. Read Exodus 3:1-22 with your teacher.

Exodus 3:1-22

1 One day while Moses was taking care of the sheep and goats of his father-in-law Jethro, the priest of Midian, he led the flock across the desert and came to Sinai, the holy mountain. 2 There the angel of the Lord appeared to him as a flame coming from the middle of a bush. Moses saw that the bush was on fire but that it was not burning up. 3 “This is strange,” he thought. “Why isn’t the bush burning up? I will go closer and see.” 4 When the Lord saw that Moses was coming closer, he called to him from the middle of the bush and said, “Moses! Moses!” He answered, “Yes, here I am.” 5 God said, “Do not come any closer. Take off your sandals, because you are standing on holy ground. 6 I am the God of your ancestors, the God of Abraham, Isaac, and Jacob.” So Moses covered his face, because he was afraid to look at God. 7 Then the Lord said, “I have seen how cruelly my people are being treated in Egypt; I have heard them cry out to be rescued from their slave drivers. I know all about their sufferings, 8 and so I have come down to rescue them from the Egyptians and to bring them out of Egypt to a spacious land, one which is rich and fertile and in which the Canaanites, the Hittites, the Amorites, the Perizzites, the Hivites, and the Jebusites now live. 9 I have indeed heard the cry of my people, and I see how the Egyptians are oppressing them. 10 Now I am sending you to the king of Egypt so that you can lead my people out of his country.” 11 But Moses said to God, “I am nobody. How can I go to the king and bring the Israelites out of Egypt?” 12 God answered, “I will be with you, and when you bring the people out of Egypt, you will worship me on this mountain. That will be the proof that I have sent you.” 13 But Moses replied, “When I go to the Israelites and say to them, ‘The God of your ancestors sent me to you,’ they will ask me, ‘What is his name?’ So what can I tell them?” 14 God said, “I am who I am. You must tell them: ‘The one who is called I AM has sent me to you.’ 15 Tell the Israelites that I, the Lord, the God of their ancestors, the God of Abraham, Isaac, and Jacob, have sent you to them. This is my name forever; this is what all future generations are to call me. 16 Go and gather the leaders of Israel together and tell them that I, the Lord, the God of their ancestors, the God of Abraham, Isaac, and Jacob, appeared to you. Tell them that I have come to them and have seen what the Egyptians are doing to them. 17 I have decided that I will bring them out of Egypt, where they are being treated cruelly, and will take them to a rich and fertile land - the land of the Canaanites, the Hittites, the Amorites, the Perizzites, the Hivites, and the Jebusites.

18 “My people will listen to what you say to them. Then you must go with the leaders of Israel to the king of Egypt and say to him, “The Lord, the God of the Hebrews, has revealed himself to us. Now allow us to travel three days into the desert to offer sacrifices to the Lord, our God.’ 19 I know that the king of Egypt will not let you go unless he is forced to do so. 20 But I will use my power and will punish Egypt by doing terrifying things there. After that he will let you go. 21 “I will make the Egyptians respect you so that when my people leave, they will not go empty-handed. 22 Every Israelite woman will go to her Egyptian neighbors and to any Egyptian woman living in her house and will ask for clothing and for gold and silver jewelry. The Israelites will put these things on their sons and daughters and carry away the wealth of the Egyptians.”

2. Let your teacher tell you the story of Moses.
3. How would you use the story of Moses to apply it to your own life?

God supported Moses in the following ways

God gave him assurance, ‘I AM’ which means Yahweh. This cannot be explained in human language. He also gave him his brother, Aaron to speak on his behalf because he was a stammerer. God gave Moses power to perform miracles to make the Egyptians believe.



ACTIVITY 2.4

Match the following words in A with their meaning in B.

A	B
Covenant	A divine rule
Commandment	A flat slab of stone, wood or clay mostly used for an inscription
Tablet	A sacred agreement between God and an individual or a group of people

Promises that God gave to Moses

Read the following words loudly.

I will fight against all
your enemies.

I will send an angel
to protect you.



I will bless you with
food and water.

I will take away all
your illness.



I will give you long
lives.





Group work

1. Discuss the importance of the promises given to Moses by God.
2. How would you apply promises given to Moses to your own life? Explain.

ACTIVITY 2.5

1. Read Exodus 23:20-33 with your teacher.

Exodus 23:20-33

20 “I will send an angel ahead of you to protect you as you travel and to bring you to the place which I have prepared. 21 Pay attention to him and obey him. Do not rebel against him, for I have sent him, and he will not pardon such rebellion. 22 But if you obey him and do everything I command, I will fight against all your enemies. 23 My angel will go ahead of you and take you into the land of the Amorites, the Hittites, the Perizzites, the Canaanites, the Hivites, and the Jebusites, and I will destroy them. 24 Do not bow down to their gods or worship them, and do not adopt their religious practices. Destroy their gods and break down their sacred stone pillars. 25 If you worship me, the Lord your God, I will bless you with food and water and take away all your sicknesses. 26 In your land no woman will have a miscarriage or be without children. I will give you long lives.

27 “I will make the people who oppose you afraid of me; I will bring confusion among the people against whom you fight, and I will make all your enemies turn and run from you. 28 I will throw your enemies into panic; [a] I will drive out the Hivites, the Canaanites, and the Hittites as you advance. 29 I will not drive them out within a year’s time; if I did, the land would become deserted, and the wild animals would be too many for you. 30 Instead, I will drive them out little by little, until there are enough of you to take possession of the land. 31 I will make the borders of your land extend from the Gulf of Aqaba to the Mediterranean Sea and from the desert to the Euphrates River. I will give you power over the inhabitants of the land, and you will drive them out as you advance. 32 Do not make any agreement with them or with their gods. 33 Do not let those people live in your country; if you do, they will make you sin against me. If you worship their gods, it will be a fatal trap for you.”

2. What have you learnt?
3. Share with your deskmate what you have learnt.

Importance of the call of Moses to the people of Israel


Moses was a very important person.

He helped the children of Israel out of slavery.

The Ten Commandments

ACTIVITY 2.6

1. With your friend look at the picture below.



2. Tell your teacher what is in the picture.

The Ten Commandments were given to Moses on Mount Sinai.

Moses received them on behalf of the people of Israel.

The Ten Commandments as contained in the book of Exodus

1. Worship no other God but me.
2. Do not worship idols.
3. Do not use God's name in vain.
4. Observe the Sabbath and keep it holy.

5. Honour your father and mother that you may live long.



Children helping their mother

We should respect, obey and love our parents.

6. Do not kill.
7. Do not commit adultery.
8. Do not steal.
9. Do not accuse anyone falsely.
10. Do not covet other people's property.



Group work

1. Discuss in details the Ten Commandments above and their meaning.
2. How would you apply the Ten commandments to your own life.
3. Share with the rest of the groups what you have discussed.
4. Make a presentation of your discussion in class.

ACTIVITY 2.7

1. With the help of your teacher, read Exodus 20:1-17.

Exodus 20:1-7

20 God spoke, and these were his words: 2 “I am the Lord your God who brought you out of Egypt, where you were slaves.

3 “Worship no god but me.

4 “Do not make for yourselves images of anything in heaven or on earth or in the water under the earth. 5 Do not bow down to any idol or worship it, because I am the Lord your God and I tolerate no rivals. I bring punishment on those who hate me and on their descendants down to the third and fourth generation. 6 But I show my love to thousands of generations[a] of those who love me and obey my laws.

7 “Do not use my name for evil purposes, for I, the Lord your God, will punish anyone who misuses my name.

2. Let your teacher interpret for you each commandment.
3. What have you learnt? Share with your friend.

Individual work

1. Write down the first five commandments as they are in the book of Exodus.
2. Show your friend what you have written.
3. What have you learnt from the 5th commandment? Tell your teacher.
4. How can you use the 4th commandment to apply it to your own life?

The greatest commandments (Matthew 22: 36-40)

The greatest commandments are found in Matthew's Gospel. They are a summary of the Ten Commandments given to Christians by Jesus.

Pair work

Read the following verse. Matthew 22:36-40

Matthew 22:36-40

36 "Teacher," he asked, "which is the greatest commandment in the Law?"

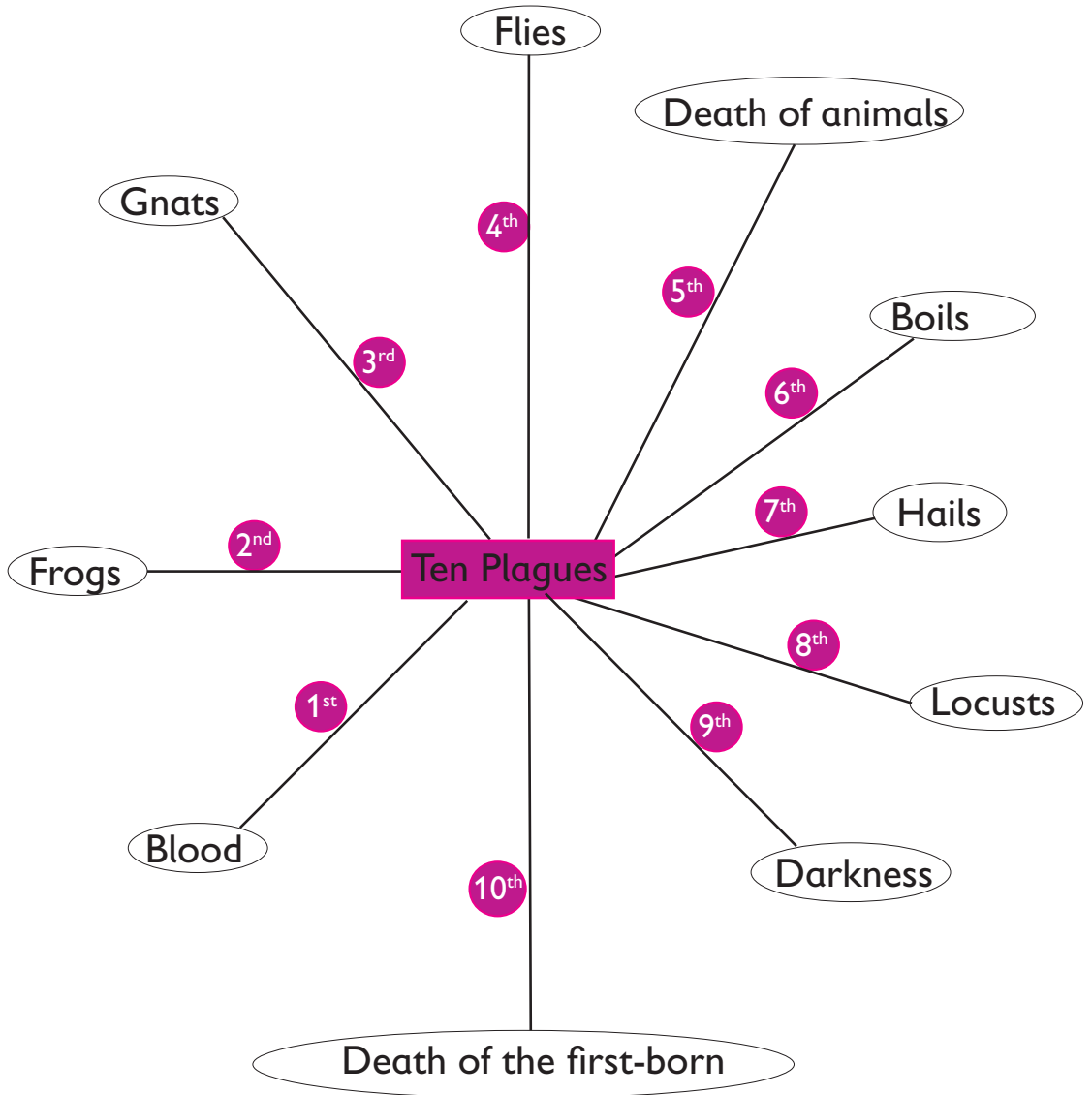
37 Jesus answered, "Love the Lord your God with all your heart, with all your soul, and with all your mind."

38 This is the greatest and the most important commandment. 39 The second most important commandment is like it: "Love your neighbor as you love yourself."

40 The whole Law of Moses and the teachings of the prophets depend on these two

1. Discuss with your friend the two greatest commandments from the verse above.
2. Tell your teacher what you have discussed.
3. How can you demonstrate love to your neighbour as the Bible says?

The Ten plagues



The following are some of the Importance of the Ten Commandments and plagues to the Israelites

God wanted a personal relationship with the Israelites. He also wanted the Israelites to obey and trust Him. The commandments showed that the Israelites had to set a good example to the other nations. It taught the Israelites on how to relate with one another.

ACTIVITY 2.8

1. Why do you think God gave Israelites the Ten commandments?
2. Why do you think God decided to send plagues to the Israelites?
3. Which lessons have you learnt from the Ten plagues that God send to the Israelites? How will you apply it to your own life?

End of Unit Summary

The call of Moses was God's divine plan to save the Israelites and the entire human race. God gave the Israelites the Ten Commandments and other laws to follow. These enabled them to have good relationships among themselves and with God.

Check your progress

1. Narrate the call of Moses.
2. Explain promises that God gave to Moses.
3. Why is it that Moses was a very important person?
4. Identify the two greatest commandments.
5. Which is the 5th commandment? How do you obey your parents and teachers?
6. Explain how God punished the Israelites.
7. Name some of the plagues that God used to punish the Israelites.

Glossary

Covenant: A sacred agreement between God and an individual or group.

Commandment: A divine rule.

Tablet: A flat slab of stone, wood or clay mostly used for an inscription.

Unit 3

Jesus Christ and His Mission

Key words

Miracle, Prophet, Annunciation,
Capernaum

In this unit we are going to learn about Jesus Christ and His mission. God sent Jesus to save us from our sins. We are going to discuss several things that He did before He ascended into heaven.

Meaning of Jesus Christ

Jesus means Saviour.

Christ means the anointed one or the chosen one.



Birth of Jesus

Jesus was born in Bethlehem. He was placed in a manger. Jesus grew up in Nazareth. Nazareth was his home place.



Dedication of Jesus

Jesus was taken to the temple on the 8th day. He was taken for naming and circumcision ceremony.

At the age of 12, Jesus was taken to the temple. The temple was his father's home.



Jesus with his Parents going to the temple



Jesus with Elders in the temple

At the age of 30, Jesus was baptised by John the Baptist. He received the Holy Spirit. The Holy Spirit came in form of a dove.

ACTIVITY 3.1

1. With your friend, look at the picture below.



2. Tell your teacher what is in the picture.
3. Can you explain what is happening in the picture?

Mission of Jesus was to save human kind from sins.



Jesus on the cross with two thieves

Pair work

1. Tell your friend who baptised Jesus.
2. Tell your friend if you have been baptised.
3. Why do you think people get baptised? Explain.

Group work

1. Discuss when did Jesus received the Holy Spirit.
2. Explain your opinion on the work of the Holy Spirit.
3. Tell your teacher what you have discussed.

Homework

Ask your parent or guardian to;

1. Tell you about baptism in your church.
2. Tell you why do people get baptised.
3. Present in class what you were told by your parent or guardian.

Jesus teaching on the virtues

Recite the following poem

Love, love, love,
Love is a good virtue,
We are taught to love all people,
Love is a good virtue.

Kindness, kindness, kindness,
Kindness is a good virtue,
We are taught to be kind to everyone,
Kindness is a good virtue.

Forgiveness, forgiveness, forgiveness,
Forgiveness is a good virtue,
We are taught to forgive others,
If we also want to be forgiven,
Forgiveness is a good virtue.

Generosity, generosity, generosity,
Generosity is a good virtue,
We are taught to be generous to others,
Generosity is a good virtue.

Pair work

1. In pairs, identify the virtues from the poem.
2. Write them down.
3. Show your teacher what you have written.

ACTIVITY 3.2

1. Read Luke 6:27 with your teacher.

Luke 6:27

Love for Enemies

27 “But I tell you whoever hears me: Love your enemies, do good to those who hate you,

2. Tell your friend what the Bible says.

Jesus teaching on the Christian virtues

Jesus taught us that we should love all people. We should love our enemies and treat them well. Jesus taught us that we should be kind to everyone. Jesus taught us not to judge or condemn others. He thought that we should forgive others if we also want to be forgiven. He taught us that we should be generous to others.



Values we learn at school

ACTIVITY 3.3

1. Tell your teacher what you will do when your friend offends you.
2. Explain what you do to show your generosity.

Check your progress

1. Explain some of the virtues that you know.
2. Discuss the teachings of Jesus.

Reasons for Jesus mission

ACTIVITY 3.4

1. Read Isaiah 61:1-3 and Luke 4:18-19 with your teacher.

Isaiah 61:1-3

1 The Sovereign Lord has filled me with his Spirit.

He has chosen me and sent me
To bring good news to the poor,
To heal the broken-hearted,
To announce release to captives
And freedom to those in prison.

2 He has sent me to proclaim
That the time has come
When the Lord will save his people
And defeat their enemies.

He has sent me to comfort all who mourn,

3 To give to those who mourn in Zion
Joy and gladness instead of grief,

A song of praise instead of sorrow.
They will be like trees
That the Lord himself has planted.
They will all do what is right,
And God will be praised for what he has done.

2. Identify the mission of Jesus.
3. What have you learnt from the Bible verse above?

Jesus came to bring good news to the poor, give hope to those who were hopeless. He came to give freedom to those who were oppressed. Jesus came to announce salvation of God to his people.

The miracles of Jesus Christ

ACTIVITY 3.5

As a class, read Luke 18: 35-43.

Luke 18:35-43

35 As Jesus was coming near Jericho, there was a blind man sitting by the road, begging. 36 When he heard the crowd passing by, he asked, "What is this?"

37 "Jesus of Nazareth is passing by," they told him.

38 He cried out, "Jesus! Son of David! Have mercy on me!"

39 The people in front scolded him and told him to be quiet. But he shouted even more loudly, "Son of David! Have mercy on me!"

40 So Jesus stopped and ordered the blind man to be brought to him. When he came near, Jesus asked him, 41 "What do you want me to do for you?"

"Sir," he answered, "I want to see again."

42 Jesus said to him, "Then see! Your faith has made you well."

43 At once he was able to see, and he followed Jesus, giving thanks to God.

When the crowd saw it, they all praised God.

1. In small groups, role-play how Jesus raised the son of a widow at Nain.
2. Tell your friend the things that Jesus did that other people could not do.

There are some things done but cannot be explained easily. These are called **miracles**.

When Jesus was on earth He performed many miracles.

1. Jesus calm the storm.



Jesus calm the storm

2. Jesus fed 5 000 people with five loaves of bread and two fish.



Jesus feeding 5000 people

3. Changing water into wine.
4. Raising of the death.

(a) Jesus raised Lazarus.

ACTIVITY 3.6

1. With the help of your teacher, read John 11:1-44.

John 11:1-44

The Death of Lazarus

11 A man named Lazarus, who lived in Bethany, became sick. Bethany was the town where Mary and her sister Martha lived. (2 This Mary was the one who poured the perfume on the Lord's feet and wiped them with her hair; it was her brother Lazarus who was sick.) 3 The sisters sent Jesus a message: "Lord, your dear friend is sick."

4 When Jesus heard it, he said, "The final result of this sickness will not be the death of Lazarus; this has happened in order to bring glory to God, and it will be the means by which the Son of God will receive glory."

5 Jesus loved Martha and her sister and Lazarus. 6 Yet when he received the news that Lazarus was sick, he stayed where he was for two more days. 7 Then he said to the disciples, "Let us go back to Judea."

8 "Teacher," the disciples answered, "just a short time ago the people there wanted to stone you; and are you planning to go back?"

9 Jesus said, "A day has twelve hours, doesn't it? So those who walk in broad daylight do not stumble, for they see the light of this world. 10 But if they walk during the night they stumble, because they have no light." 11 Jesus said this and then added, "Our friend Lazarus has fallen asleep, but I will go and wake him up."

12 The disciples answered, "If he is asleep, Lord, he will get well."

13 Jesus meant that Lazarus had died, but they thought he meant natural sleep. 14 So Jesus told them plainly, "Lazarus is dead, 15 but for your sake I am glad that I was not with him, so that you will believe. Let us go to him."

16 Thomas (called the Twin) said to his fellow disciples, "Let us all go along with the Teacher, so that we may die with him!"

Jesus the Resurrection and the Life

17 When Jesus arrived, he found that Lazarus had been buried four days before. 18 Bethany was less than two miles from Jerusalem, 19 and many Judeans had come to see Martha and Mary to comfort them about their brother's death.

20 When Martha heard that Jesus was coming, she went out to meet him, but Mary stayed in the house. 21 Martha said to Jesus, "If you had been here, Lord, my brother would not have died! 22 But I know that even now God will give you whatever you ask him for."

23 "Your brother will rise to life," Jesus told her.

24 "I know," she replied, "that he will rise to life on the last day."

25 Jesus said to her, "I am the resurrection and the life. Those who believe in me will live, even though they die; 26 and those who live and believe in me will never die. Do you believe this?"

27 "Yes, Lord!" she answered. "I do believe that you are the Messiah, the Son of God, who was to come into the world."

Jesus Weeps

28 After Martha said this, she went back and called her sister Mary privately. "The Teacher is here," she told her, "and is asking for you." 29 When Mary heard this, she got up and hurried out to meet him. (30 Jesus had not yet arrived in the village, but was still in the place where Martha had met him.)

31 The people who were in the house with Mary comforting her followed her when they saw her get up and hurry out. They thought that she was going to the grave to weep there.

32 Mary arrived where Jesus was, and as soon as she saw him, she fell at his feet. "Lord," she said, "if you had been here, my brother would not have died!"

33 Jesus saw her weeping, and he saw how the people with her were weeping also; his heart was touched, and he was deeply moved. 34 "Where have you buried him?" he asked them.

"Come and see, Lord," they answered.

35 Jesus wept. 36 "See how much he loved him!" the people said.

37 But some of them said, "He gave sight to the blind man, didn't he? Could he not have kept Lazarus from dying?"

Lazarus Is Brought to Life

38 Deeply moved once more, Jesus went to the tomb, which was a cave with a stone placed at the entrance. 39 "Take the stone away!" Jesus ordered.

Martha, the dead man's sister, answered, "There will be a bad smell, Lord. He has been buried four days!"

40 Jesus said to her, "Didn't I tell you that you would see God's glory if you believed?" 41 They took the stone away. Jesus looked up and said, "I thank you, Father, that you listen to me. 42 I know that you always listen to me, but I say this for the sake of the people here, so that they will believe that you sent me." 43 After he had said this, he called out in a loud voice, "Lazarus, come out!" 44 He came out, his hands and feet wrapped in grave cloths, and with a cloth around his face. "Untie him," Jesus told them, "and let him go."

2. What have you learnt from the verse above?
3. Explain what Jesus did.



Jesus raising Lazarus

Lazarus was a brother to Mary and Martha. Jesus was their family friend. Lazarus became sick and died. Lazarus had been in the tomb for four days when Jesus came. He was deeply moved when He came to the tomb. He told the mourners to move the tombstone. He thanked God and called out in a loud voice, 'Lazarus, come out.' The dead man came out. Then Jesus said to them, 'take off the grave clothes and let him go.'

Pair work

1. Read the text above with your friend.
2. What have you learnt?
3. Tell your friend.
4. Write down what you have learnt and show your teacher.

Raising of the son of a widow at Nain (Luke 7:11-17)

Pair work

1. With your friend, look at the picture below.



2. Tell your friend what Jesus is doing.

Healing of the Centurion's servant

As Jesus entered Capernaum a centurion came to him. He had a sick servant. He requested Jesus to speak a word and his servant will be healed. Jesus told those who were following him that he had never seen such faith not even in Israel. Jesus told him that let it be done for you, as you have believed. Then immediately the servant was healed.

Healing of the blind Bartimaeus

Jesus and His disciples went to the town of Jericho. As they were leaving the town, a blind man called Bartimaeus heard that Jesus was passing. Then he began to shout, 'Jesus, Son of David, have mercy on me' then Jesus asked him what he wanted. The blind man said that he wanted to see. 'Go,' Jesus said, 'your faith has healed you.' Immediately he received his sight.

(Matthew 20:29-34, Mark 10:46-52, Luke 18:35-43)

Matthew 20:29-34


29 As Jesus and his disciples were leaving Jericho, a large crowd was following. 30 Two blind men who were sitting by the road heard that Jesus was passing by, so they began to shout, "Son of David! Have mercy on us, sir!"

31 The crowd scolded them and told them to be quiet. But they shouted even more loudly, "Son of David! Have mercy on us, sir!"

32 Jesus stopped and called them. "What do you want me to do for you?" he asked them.

33 "Sir," they answered, "we want you to give us our sight!"

34 Jesus had pity on them and touched their eyes; at once they were able to see, and they followed him.



Jesus healing blind man

ACTIVITY 3.7

Role-play in class the healing of the blind man. One of you to be Jesus and others to be the disciples. One of you to be the blind man.

Group work

1. Discuss miracles that Jesus Christ performed.
2. Discuss people that Jesus Christ raised from the death.
3. What other miracles of Jesus do you know?

Importance of the miracles of Jesus

Why do you think Jesus performed miracles? The following are some of the reasons.

Jesus performed miracles to reveal to us more about the kingdom of God. He performed miracles so as to increase the faith of His followers. He also wanted to show the greatness of the power of God. Miracles of Jesus reveal the nature of God. It showed that there is life after death.

Homework

1. Ask your parents or guardian to tell you more about the miraculous catch of fish.
2. Tell your teacher what your parent or guardian told you.
3. How can you relate the importance of the miracles of Jesus to your own life?

Prophet Muhammad

He was the founder of the Islamic religion. He is considered by Muslims to be a messenger and Prophet of God. Muslims believe he was the last prophet.



Muhammad praying

Angel Gabriel showed Muhammad some words believed to be from God. He therefore started preaching what God had told him. People did not like his message. He and his followers were treated harshly but he did not hate his enemies.

Gautama Buddha

Buddha was a spiritual leader and a teacher whose teachings of Buddhism were founded.



Gautama under a Bodhi tree meditating

Buddha means, “awakened one” or “the enlightened one”.

He found the complete insight of the cause of suffering.

He summarised his teachings into ‘four noble truths’.

What you should know

The truths were about;

suffering,

cause of suffering,

state of mind free from suffering, and the way to end suffering.

End of Unit Summary

The birth of Jesus was foretold by Prophet Isaiah. Jesus was born of the Holy Spirit by the Virgin Mary. He performed great miracles in His life. For example, He healed the sick and raised the dead. This confirmed that He had authority from God. There are other religions such as Islam and Buddhism. The founder of Islam is Muhammad. The founder of Buddhism is Gautama Buddha. Founders of all these religions supported their religions to grow. These enabled them to have good relationships among themselves and with God.

Check your progress

1. What does the word Jesus mean?
2. Identify the place where Jesus was born _____.
3. Explain why Jesus was laid in a manger.
4. During baptism of Jesus, there was a dove. What does a dove signify.
5. Why do you think Jesus died?
6. Discuss virtues that Jesus taught during His mission.
7. Discuss miracles of Jesus.

Glossary

Miracle:

Something done but cannot be explained easily.

Prophet:

Someone who predicts the future

Annunciation:

Announcement by Angel Gabriel to Mary that she will give birth to a son.

Capernaum:

Place where Jesus healed Centurion's servant.


Unit 4

The First Apostles and Disciples

Key words

Apostle, Disciple, Resurrection,
Persecution

This unit is about the first apostles and disciples. Jesus chose His disciples to assist Him in His work. We are also going to discuss the work of the apostles and disciples.




Disciples of Jesus

ACTIVITY 4.1

In Grade Four we learnt about the disciples of Jesus.

1. Write down the disciples of Jesus.
2. Write down any help they gave Jesus in His work.

Jesus wanted the disciples to preach good news to the whole world. The apostles and disciples were to continue with the ministry of Jesus. Witnesses of the teaching of Jesus. Jesus wanted them to be witness of His teachings, to be role models of the society, and also heal the sick.



John and Peter healing crippled man

ACTIVITY 4.2

1. Write an essay about the disciples of Jesus.
2. Share your essay with your friend.
3. Show your teacher what you have written.

Fun Point

Sing the following song.

I will make you fishers of men,

Fishers of men x2

I will make you fishers of men,

If you follow me.

Role - play

1. Organise learners to role play the call of the first disciple.
2. Few to act as if they are in the river catching fish.
3. Another to be Jesus.

The twelve disciples of Jesus



Simon Peter
(Rock)



Andrew



James



John



Philip



Bartholomew



Matthew



Thomas



Simon son
of Alphaeus



Simon the
patriot



Judas son
of James



Judas
Iscariot

Check your progress

1. Discuss about the early disciples and apostles of Jesus.
2. Explain how the calling of the early disciples and apostles apply to our daily lives.

The roles that disciples and apostles play

Group work

1. In groups of 4, discuss the roles that disciples and apostle play.
2. As a disciple of Jesus, which role can you play in your church? Tell your teacher.



Preaching in church

ACTIVITY 4.3

1. In small groups, role-play how Peter and John healed a Crippled Beggar at the Beautiful Gate.
2. Tell a friend any other thing that the disciples did to the people.

Homework

Ask your parents or guardian to tell you

1. Who was Simon Peter?
2. Who was Judas Iscariot?
3. Share in class what your parents or guardian told you.

Importance of the apostles and disciples to Christians

Christians should repent their sins. They should be committed to the work of God like apostles and disciples. Christians should also serve God by helping the needy the way disciples did.

Followers of other faiths

ACTIVITY 4.4

1. Tell your friend the other religions that you know.
2. Write them down.
3. Exchange them with other groups in class and see what they have written.

Let the teacher tell you the major religions in the world.

The other faiths are

Hindu, Buddhism, Islam

Islam

Islam is founded on the teachings of Prophet Muhammad.

Muhammad was the last prophet. He had many companions who helped him in spreading the word of Allah.

Check your progress

1. Who was the last prophet of Islam? Tell your teacher.
2. Explain who Simon Peter was before he was called by Jesus.
3. I betrayed Jesus. Who am I?

End of Unit Summary

Jesus called his disciples to do many things. These include spreading the good news and healing the sick. Jesus is the foundation of the teachings of Christianity. There are also other religions in the world. They include Islam, Buddhism and Hindu.

Glossary

- Apostle:** An apostle is a missionary or a leader of religious mission especially in the early church.
- Disciple:** A disciple is a follower.
- Resurrection:** The act of arising from the dead and becoming alive again.
- Persecution:** A program or campaign to eliminate a specific person or group.