



South Sudan

# Primary English

# 2

Primary English has been written and developed by Ministry of General Education and Instruction, Government of South Sudan in conjunction with Subjects experts. This course book provides a fun and practical approach to the subject of English, and at the same time imparting life long skills to the pupils.

The book comprehensively covers the Primary 2 syllabus as developed by Ministry of **General Education and Instruction**.

Each year comprises of a **Pupil's Book** and **teacher's Guide**.

The **Pupil's Books** provide:

- Full coverage of the national syllabus.
- A strong grounding in the basics of English.
- Clear presentation and explanation of learning points.
- A wide variety of practice exercises, often showing how English can be applied to real-life situations.
- It provides opportunities for collaboration through group work activities.
- Stimulating illustrations.



All the courses in this primary series were developed by the Ministry of General Education and Instruction, Republic of South Sudan. The books have been designed to meet the primary school syllabus, and at the same time equipping the pupils with skills to fit in the modern day global society.

This Book is the Property of the Ministry of General Education and Instruction.

**This Book is not for sale.**

Any book found on sale, either in print or electronic form, will be confiscated and the seller prosecuted.

Funded by:



South Sudan



# Primary English

# 2

Pupil's Book



This Book is the Property of the Ministry of General Education and Instruction.

**This Book is not for sale.**

Funded by:



## **How to take care of your books.**

### **Do's**

1. Please cover with plastic or paper. (old newspaper or magazines)
2. Please make sure you have clean hands before you use your book.
3. Always use a book marker do not fold the pages.
4. If the book is damaged please repair it as quickly as possible.
5. Be careful who you lend your schoolbook to.
6. Please keep the book in a dry place.
7. When you lose your book please report it immediately to your teacher.

### **Don'ts**

1. Do not write on the book cover or inside pages.
2. Do not cut pictures out of the book.
3. Do not tear pages out of the book.
4. Do not leave the book open and face down.
5. Do not use pens, pencils or something thick as a book mark.
6. Do not force your book into your schoolbag when it is full.
7. Do not use your book as an umbrella for the sun or rain.
8. Do not use your book as a seat.

# English

## Pupil's Book 2

© 2018, THE REPUBLIC OF SOUTH SUDAN, MINISTRY OF GENERAL EDUCATION AND INSTRUCTION. All rights reserved. No part of this book may be reproduced by any means graphic, electronic, echanical, photocopying, taping, storage and retrieval system without prior written permission of the Copyright Holder. Pictures, illustrations and links to third party websites are provided in good faith, for information and education purposes only.



This book is the property of the Ministry of General Education and Instruction

**THIS BOOK IS NOT FOR SELL**

Funded by:



## FOREWORD

I am delighted to present to you this textbook, which is developed by the Ministry of General Education and Instruction based on the new South Sudan National Curriculum. The National Curriculum is a learner-centered curriculum that aims to meet the needs and aspirations of the new nation. In particular, it aims to develop (a) Good citizens; (b) successful lifelong learners; (c) creative, active and productive individuals; and (d) Environmentally responsible members of our society. This textbook, like many others, has been designed to contribute to achievement of these noble aims. It has been revised thoroughly by our Subject Panels, is deemed to be fit for the purpose and has been recommended to me for approval. Therefore, I hereby grant my approval. This textbook shall be used to facilitate learning for learners in all schools of the Republic of South Sudan, except international schools, with effect from 4th February, 2019.

I am deeply grateful to the staff of the Ministry of General Education and Instruction, especially Mr Michael Lopuke Lotyam Longolio, the Undersecretary of the Ministry, the staff of the Curriculum Development Centre, under the supervision of Mr Omot Okony Olok, the Director General for Quality Assurance and Standards, the Subject Panelists, the Curriculum Foundation (UK), under the able leadership of Dr Brian Male, for providing professional guidance throughout the process of the development of National Curriculum and school textbooks for the Republic of South Sudan since 2013. I wish to thank UNICEF South Sudan for managing the project funded by the Global Partnership in Education so well and funding the development of the National Curriculum and the new textbooks. I am equally grateful for the support provided by Mr Tony Calderbank, the former Country Director of the British Council, South Sudan; Sir Richard Arden, Senior Education Advisor of DfID, South Sudan. I thank Longhorn and Mountain Top publishers in Kenya for working closely with the Ministry, the Subject Panels, UNICEF and the Curriculum Foundation UK to write the new textbooks. Finally, I thank the former Ministers of Education, Hon. Joseph Ukel Abango and Hon. Dr John Gai Nyuot Yoh, for supporting me, in my previous role as the Undersecretary of the Ministry, to lead the Technical Committee to develop and complete the consultations on the new National Curriculum Framework by 29 November 2013.

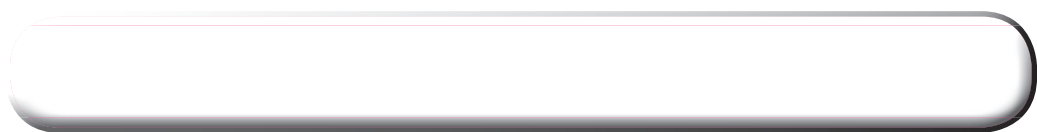
The Ministry of General Education and Instruction, Republic of South Sudan, is most grateful to all these key stakeholders for their overwhelming support to the design and development of this historic South Sudan National Curriculum. This historic reform in South Sudan's education system is intended to benefit the people of South Sudan, especially the children and youth and the future generations. It shall enhance the quality of education in the country to promote peace, justice, liberty and prosperity for all. I urge all Teachers to put this textbook to good use.

May God bless South Sudan. May He help our Teachers to inspire, educate and transform the lives of all the children and youth of South Sudan.



Deng Deng Hoc Yai, (Hon.)

Minister of General Education and Instruction, Republic of South Sudan




Unit 1	Politeness .....	1
Unit 2	Myself .....	7
Unit 3	Our school .....	14
Unit 4	Our home .....	20
Unit 5	Economic activities .....	26
Unit 6	Health and hygiene .....	31
Unit 7	Nutrition .....	37
Unit 8	Our environment .....	43
Unit 9	Sports and games .....	48
Unit 10	Accidents and safet .....	54
Unit 11	Children's rights .....	59
Unit 12	Peace and security.....	64
Unit 13	Social events .....	70
Unit 14	Technology .....	74




# Unit 1

## Activity 1: Look and talk



We help at home.



We help in the community.



We help in school.



We share with our friends.

## Activity 2: Role-play



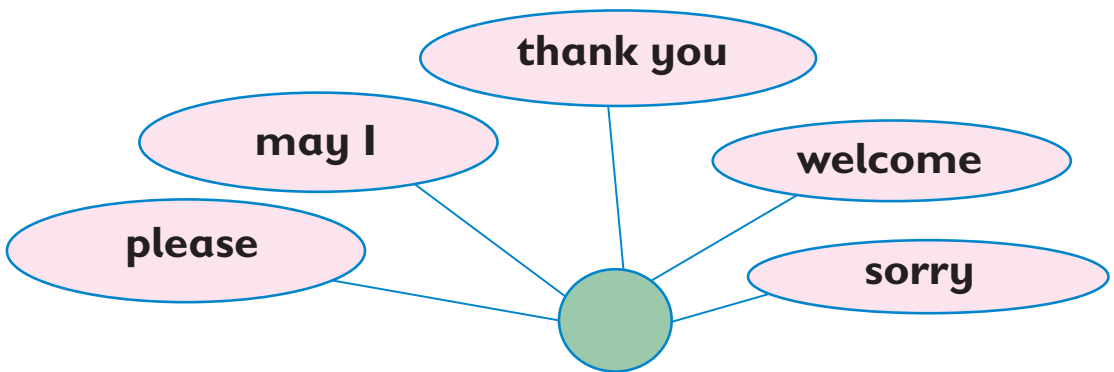
**Okongo:** **May I** borrow your duster, **please**?

**Akello:** Yes, you can.

**Okongo:** **Thank you** very much.


**Akello:** You are **welcome**.

## Activity 3: Practise





## Activity 4: Say and role-play



## Activity 5: Recite



When asking, say **please**.

After receiving, say **thank you**.

When wrong, say **sorry**.

After giving, say **welcome**.

## Activity 6: Say and act



**Mr Wani:** Please help me carry my sack.

**Lam:** I will help you, Sir.

**Mr Wani:** You are so kind.

**Lam:** Thank you, Sir.

## Activity 7: Play a game

We are **sorry**.



## Activity 8: Listen and tell

### Achol in hospital

Achol did not come to school. She had broken her leg. She was taken to hospital. She stayed in hospital for a week.



Achol's classmates came to visit her. Achol was very happy to see them.

“Thank you for coming,” Achol said.

“You are welcome,” they said.

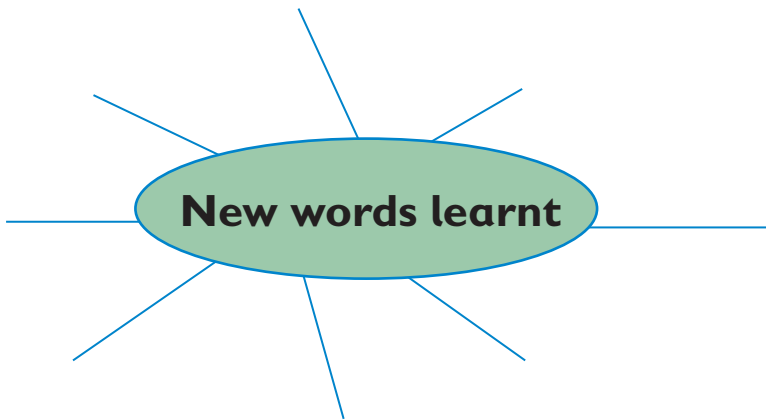
## Activity 9: Draw and show

1. Draw one thing that happened to Achol.
2. Show the picture and tell the class about it.

## Activity 10: Tell us

- a) Why did Achol not go to school?
- b) Why was Achol happy to see her classmates?
- c) How can we help the sick?

## Activity 11: Say



### Activity 1: Say and role-play

a

My name is Buwa.  
I am in Primary Two.  
I **like** mangoes.

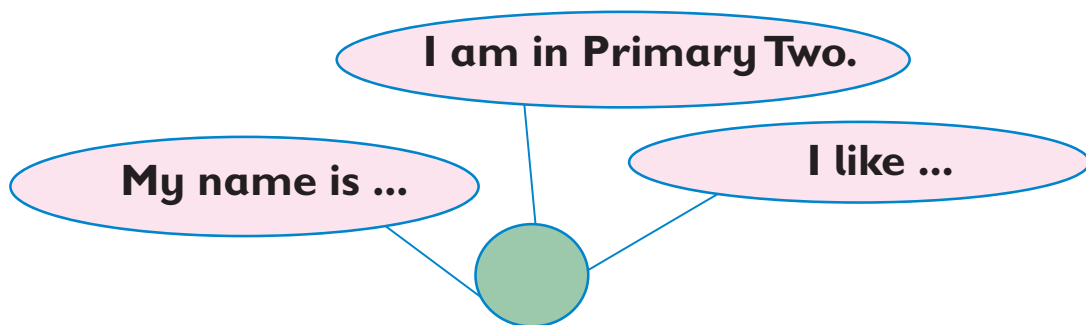


b



My name is Opi.  
I am in Primary Two.  
I **like** bananas.

### Activity 2: Practise



### Activity 3: Look and role-play

a



dance

b



Run

c



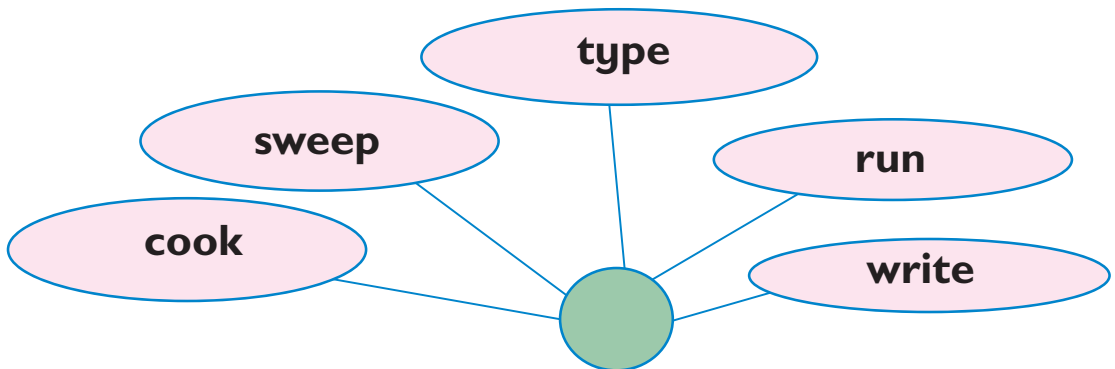
read

d



ride

### Activity 4: Mime



### Activity 5: Match

Watch the words in the environment.

## Activity 6: Play a game


What do you like?

a

I like **singing**.



b



I like **football**.

## Activity 7: Sing and act



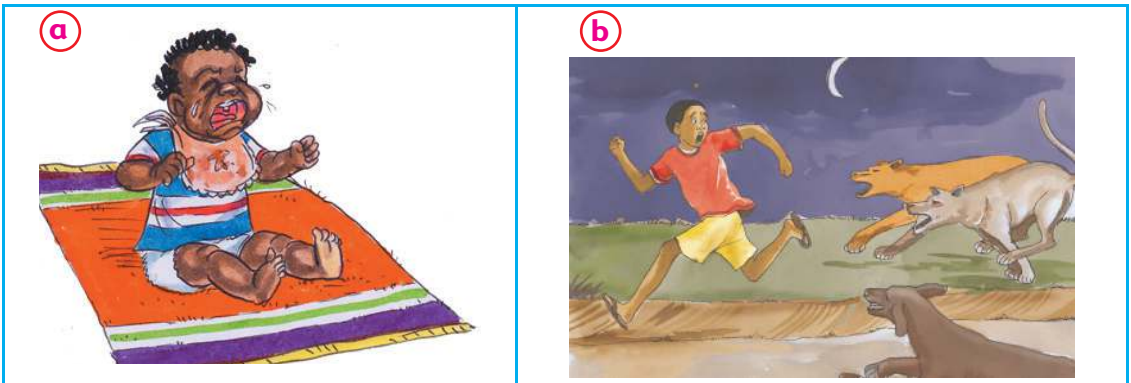
I like running, fast and slow.

I like running, down a hill.

I like skipping, up and down.

Moving is better than being still.

## Activity 8: Look and talk



dogs


darkness

cry

sad

Say what you dislike.

## Activity 9: Role-play



sad

cry

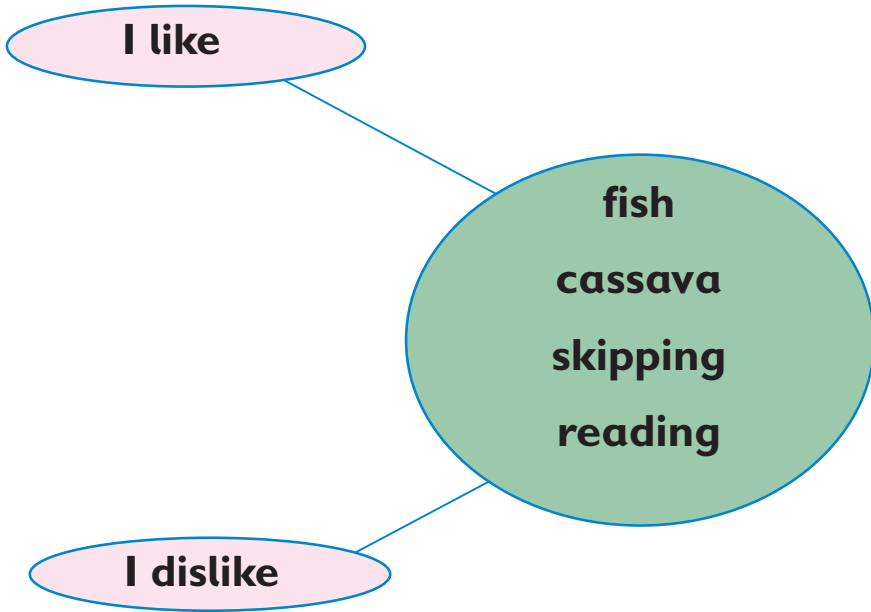
smile

## Activity 10: Draw and colour

Draw yourself happy or sad. Say why.



## Activity 11: Say



## Activity 12: Guess


Guess what they like or dislike.



## Activity 13: Listen and tell

### Awori's likes

This is Awori. Awori is in Primary 2. Awori likes eating rice, beans, cabbage, potatoes and kisra.



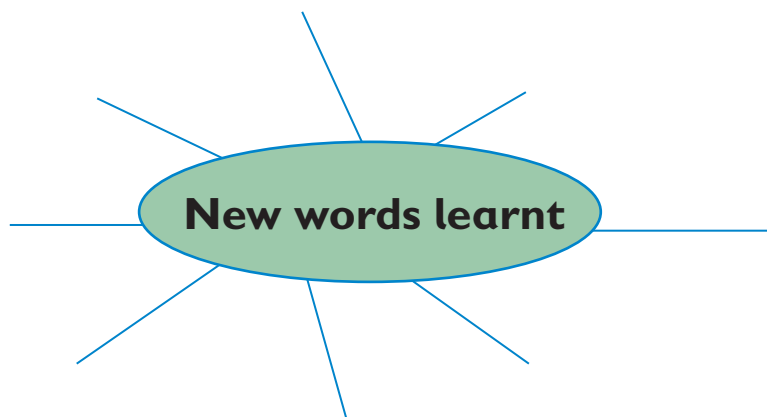
Awori enjoys cooking and reading. She always helps her mother to cook.

Awori reads many storybooks. She wants to write her own books when she grows up.


## Activity 14: Tell us

- What foods does Awori like?
- What does Awori want to do when she grows up?
- What foods do you enjoy eating?

## Activity 15: Say



### Activity 1: Look and talk


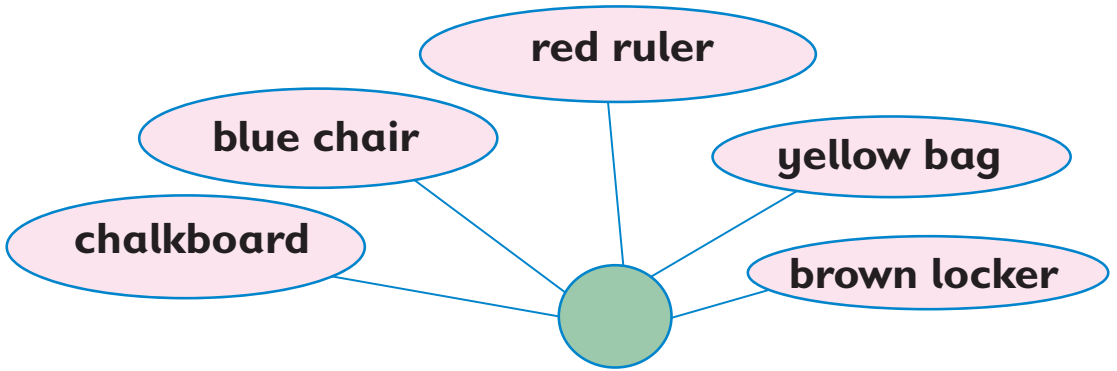


### Activity 2: Talk about

Our school

Our school is ...  
Our school has ...  
I like our school ...

## Activity 3: Point and name



## Activity 4: Recite and act



In my school, we read and read  
In my school, we learn and learn  
In my school, we play and play



In my school, the teachers are good  
In my school, we are friends  
I love my school.

## Activity 5: Recite about your school

# Activity 6: Talk and role-play

a



b



headteacher

parents

talk

sports

community

hall

advice

c



## Activity 7: Listen and tell

### Buwa's school

Buwa goes to Stars Primary School. She is in Primary Two. Buwa likes to learn. She reads and writes at her school.



Buwa loves to play with her friends. She also helps in cleaning her school.

Buwa wants to be a nurse when she grows up. She will help many sick people..

## Activity 8: Tell us

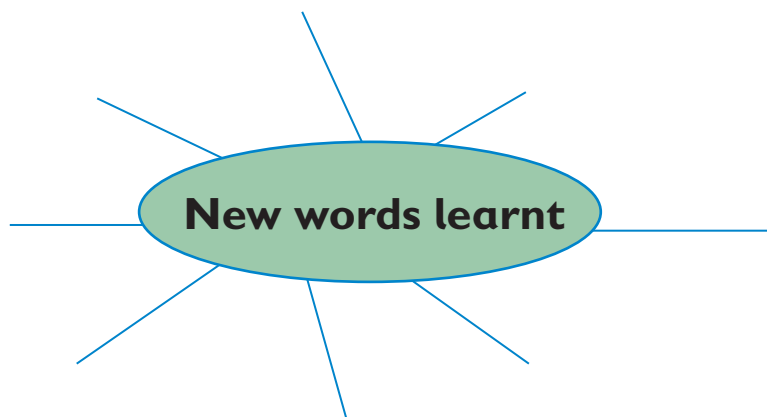
- How will Buwa help people?
- How will you help others when you grow up.?
- How does your school help those around it?

## Activity 9: Draw and show

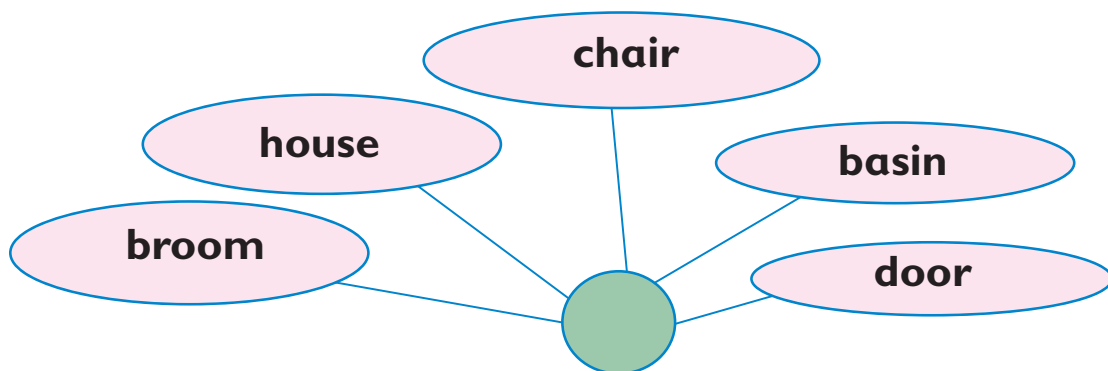
**Draw your school. Talk about it.**



## Activity 10: Say




### Activity 1: Point and name



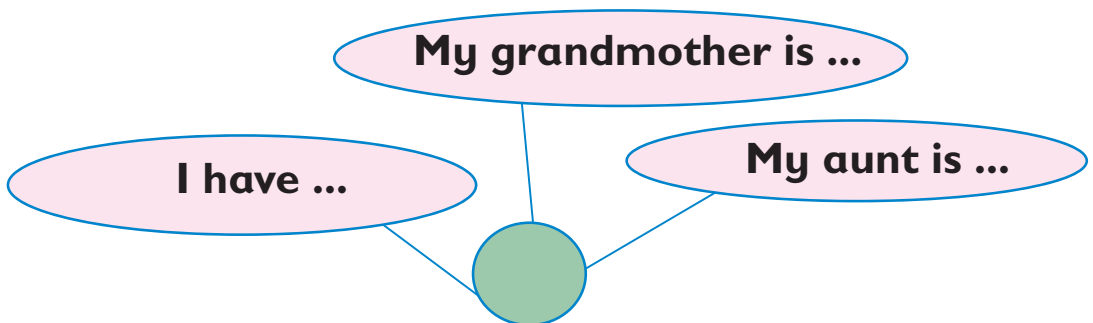
### Activity 2: Show and tell

Name the things at home.

### Activity 3: Point and name Name Okello's family.



### Activity 4: Talk about your family



## Activity 5: Mime and say

<p><b>a</b></p>  <p>wipe</p>	<p><b>b</b></p>  <p>cook</p>
<p><b>c</b></p>  <p>milk</p>	<p><b>d</b></p>  <p>wash legs</p>

## Activity 6: Say using your family

**What they do**

mother  
father  
sister  
brother

## Activity 7: Role-play and say

1. In groups, role-play activities done at home.
2. Sequence them.

## Activity 8: Recite a poem



At home at home  
Father is milking the cow  
Sometimes mother milks the cow  
Mother is going to the market  
Sometimes father goes to the market.



Brother is sweeping the house  
Sometimes I sweep the house  
Sister is cooking our food  
Sometimes brother cooks our food  
We are a happy family.

## Activity 9: Match from your family

mother

father

sister

brother

I

cooks food

feeds chicken

going to the market

sweeps the house


milks the cow

## Activity 10: Listen and tell

### Our good neighbour

My name is Okello. My grandmother and grandfather came to visit yesterday. They brought a lot of food.

My mother gave some of the food to our neighbour. She gave him wheat flour and cassava. Our neighbour was very happy. He said our mother is kind.



I know our neighbour is kind too. He always brings me sweets and toys when he goes to Juba town. I like my neighbour.

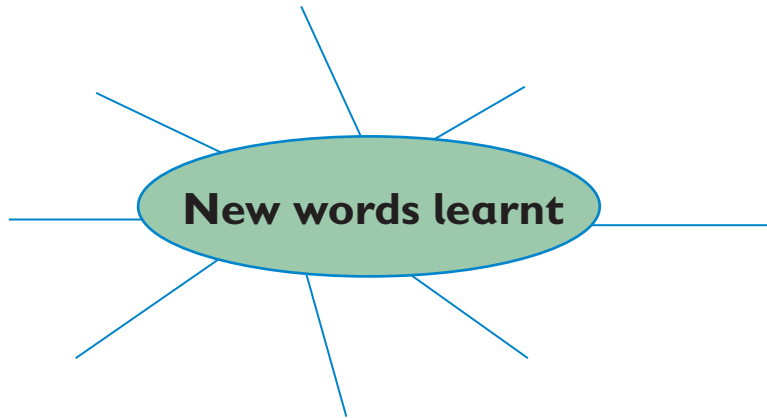
## Activity 11: Tell us

1. How is Okello's neighbour kind?
2. Do you like your neighbour? Why?
3. Who is a good neighbour?
4. How can we be good neighbours?

## Activity 12: Tell a story

Tell a story about your neighbours. Talk about your neighbour.

## Activity 13: Say




### Activity 1: Look and name

a



farmers

b



teacher

c



tailor

d



carpenter

### Activity 2: Say and match

He is a carpenter.


They are farmers.

She is a tailor.

He is a teacher.



## Activity 3: Sing and act



**Butcher butcher, I need some meat.**

**Butcher butcher, will you cut me some?**

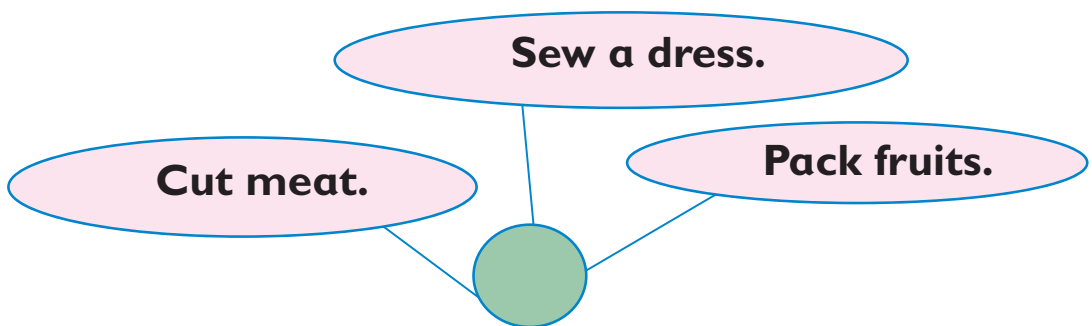
**Grocer grocer, I need some fruits.**

**Grocer grocer, will you pack me some?**

**Tailor tailor, I need a new dress.**

**Tailor tailor, will you sew me one?**

## Activity 4: Mime



## Activity 5: Listen and act

### The two old friends



**George:** Hello Milkah.

**Milkah:** Hello George. Long time. Where do you work?

**George:** I am a nurse at Kator Health Centre.

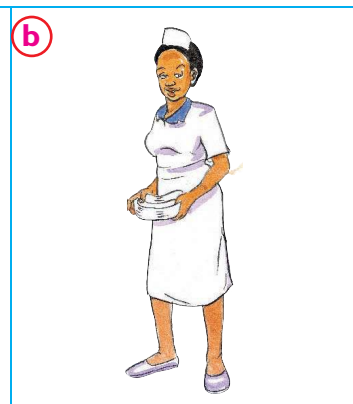

**Milkah:** Good to hear. I am a teacher at GS Juba School.

**George:** I am happy to meet you.

**Milkah:** I am happy too.

## Activity 6: Role-play

nurse  
teacher



## Activity 7: Listen and tell

### Akello the future doctor

Akello is a young girl in Primary 2. She loves everything about science. She is always watching in her father work in the laboratory.



Akello wants to be a doctor when she grows up. She wants to treat sick people. She also wants to build a big hospital.


## Activity 8: Tell us

- a) What do you like about Akello?
- b) What do you want to be when you grow up?
- c) Which person do you admire most in your community?

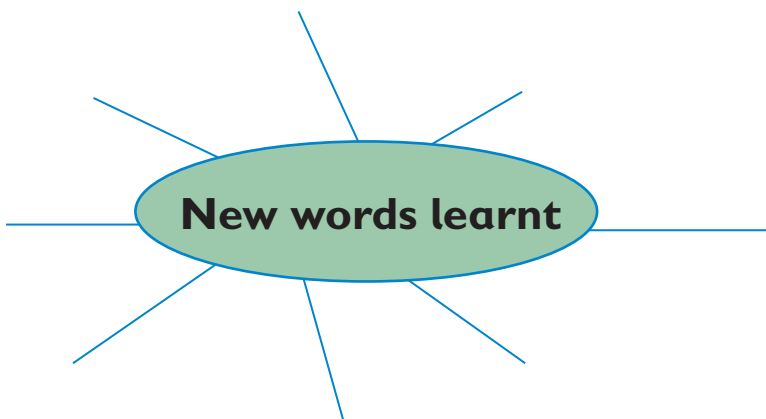
## Activity 9: Who am I?

1. Role-play what you want to be.
2. The class to guess your job.

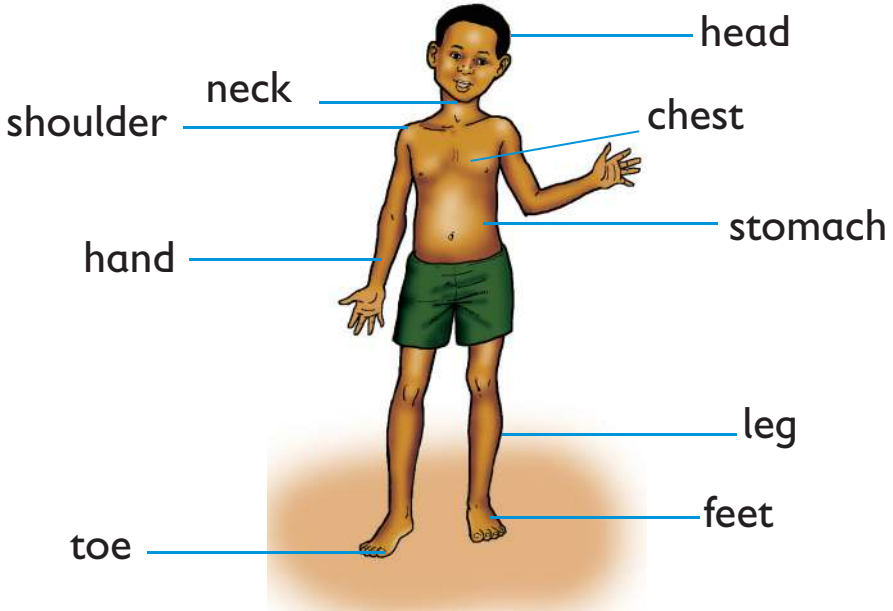
## Activity 10: Say what they do



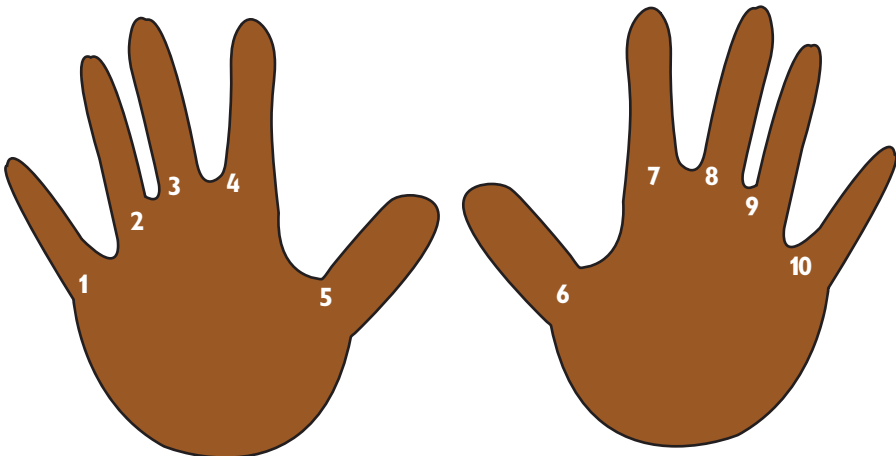
## Activity 11: Say



**Activity 1: Point and name**

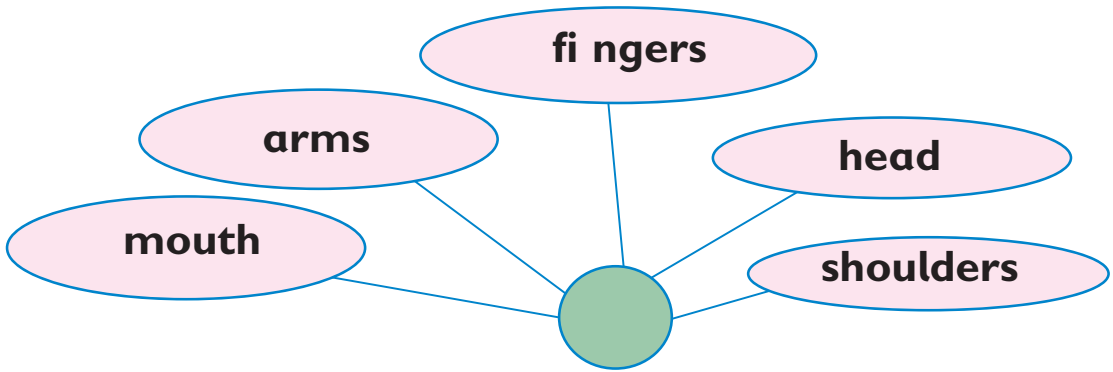


**Activity 2: Count me**




### Activity 3: Say how many

Say how many you have.

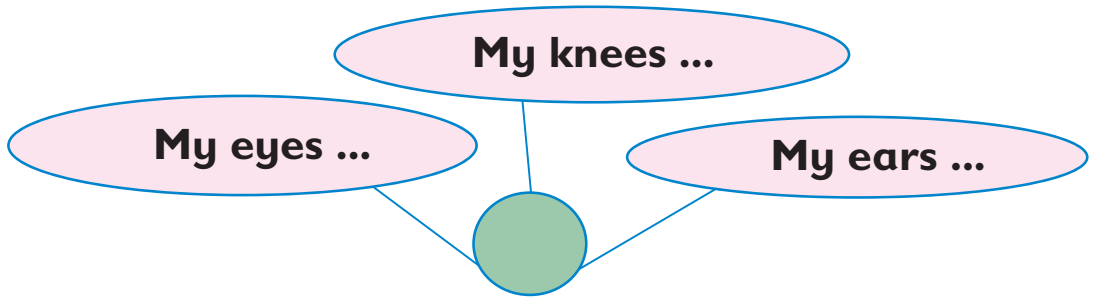


### Activity 4: Sing and act



**My hands are for clapping**  
**My legs are for jumping**  
**My fingers are for snapping**  
**My arms are for hugging**  
**My feet are for walking**  
**My tongue is for talking.**



## Activity 5: Sing about






## Activity 6: Play a game

Play the touching game.

## Activity 7: Look and talk

<p><b>a</b></p>  <p>clean</p>	<p><b>b</b></p>  <p>dirty</p>
---	--

## Activity 8: Touch and name

<p><b>a</b></p> 	<p><b>b</b></p> 	<p><b>c</b></p> 
---	---	---

soap


basin

comb

towel

toothbrush

## Activity 9: Recite



**From head to toe  
We must be all clean  
We brush our teeth  
We cut our nails  
We wash our bodies  
We wash our clothes  
We must be all clean.**



## Activity 10: Listen and tell

### Opi the clean boy

Opi is a clean boy. He keeps his body clean always. He has a toothbrush for brushing his teeth. He has a towel for wiping his body after a bath.

Opi cuts his nails once in a week. He washes his hands before eating and after the toilet.

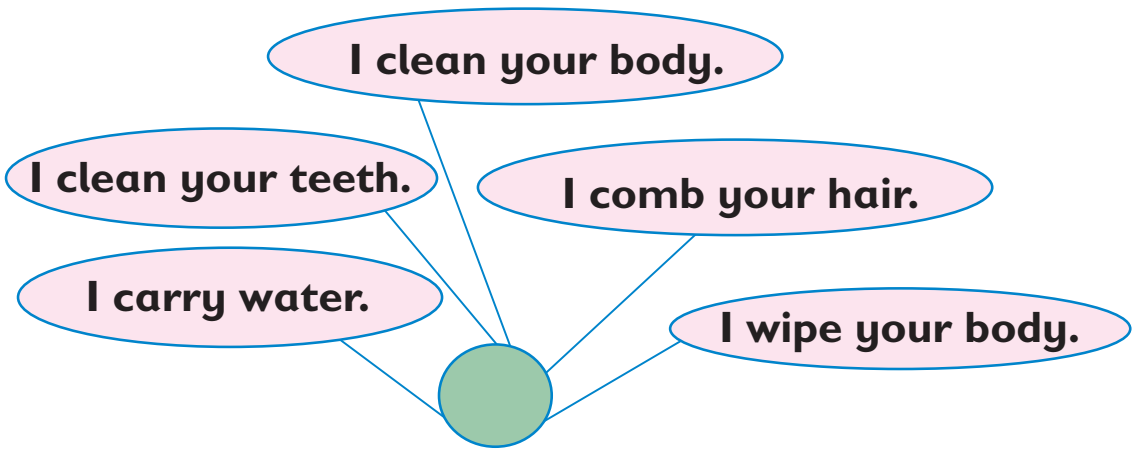


Opi also washes his feet before going to bed. Opi is a clean boy.

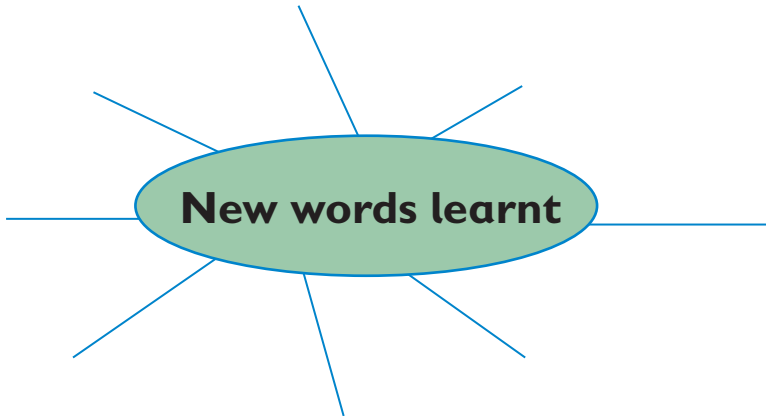
## Activity 11: Tell us

1. What makes Opi a clean boy?
2. Name the things we use to keep clean.
3. Why is it good to be clean always?

## Activity 12: Whom am I?



## Activity 13: Say



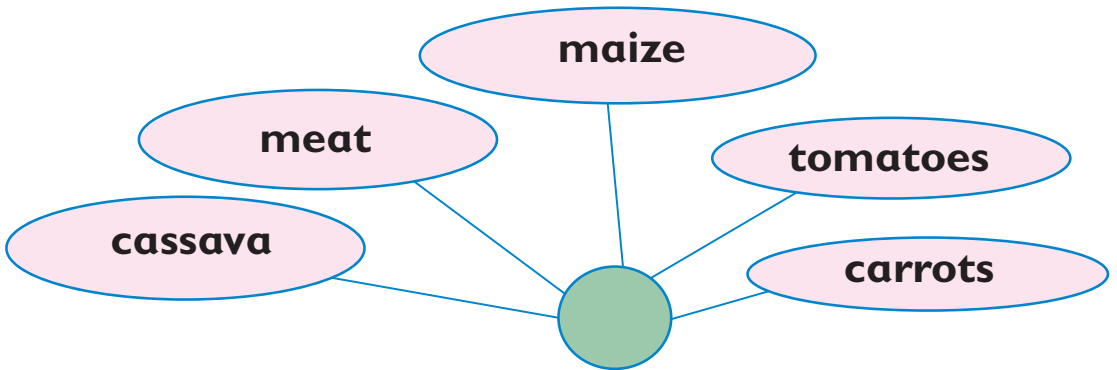
**Activity 1: Point and name**

fish    bananas    cabbage    wheat    pineapple



**Activity 2: Touch and say**

Touch in the picture above.

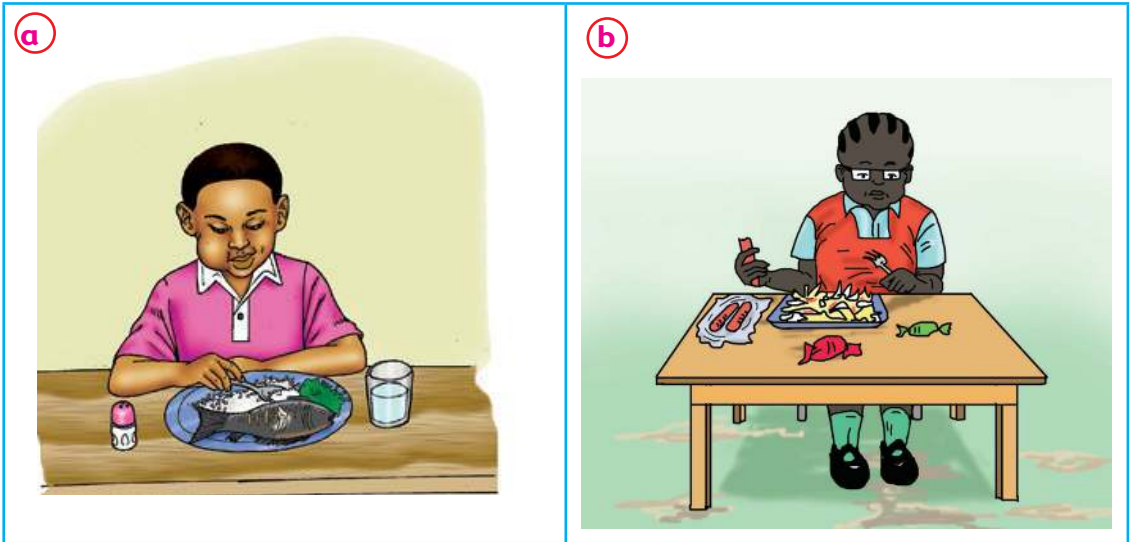


**Activity 3: Play a game**

Play the food game.

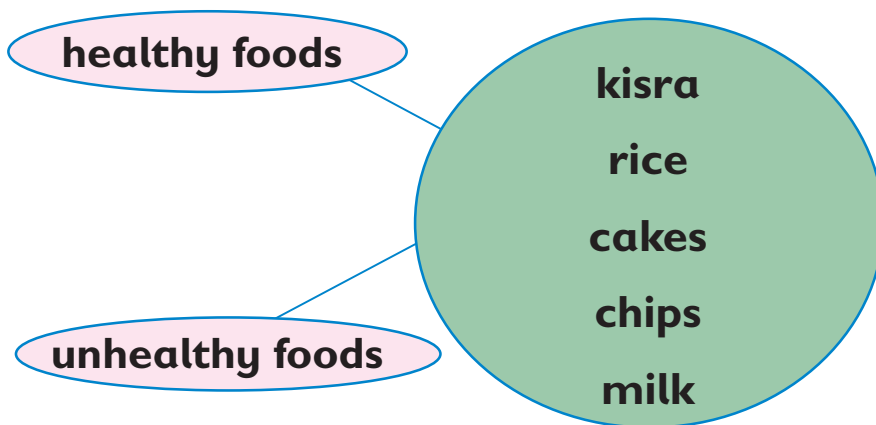
## Activity 4: Say

Who is eating well and who is not? Why?



fish   rice   milk   sweets   chips   sausages

## Activity 5: Sort



## Activity 6: Who am I?

Describe one food that you like or dislike.

Example:



## Activity 7: Recite



Sit upright when eating

Eat slowly

Do not talk with your mouth full

Do not chew loudly when eating

Do not eat a lot of sugar

Do not eat a lot of fats

Eat well grow well.

## Activity 8: Listen and tell

### Your many friends




We help you grow.  
We are eggs, beans and  
meat.

We give you energy to  
work and play. We are rice,  
wheat, maize millet and kiswa.



We protect you from all  
kinds of diseases. All fruits  
and vegetables are in this family.





I am **water**. I keep you healthy and never thirsty.

I am **fats**. You find me in oils. Do not eat too much of me.

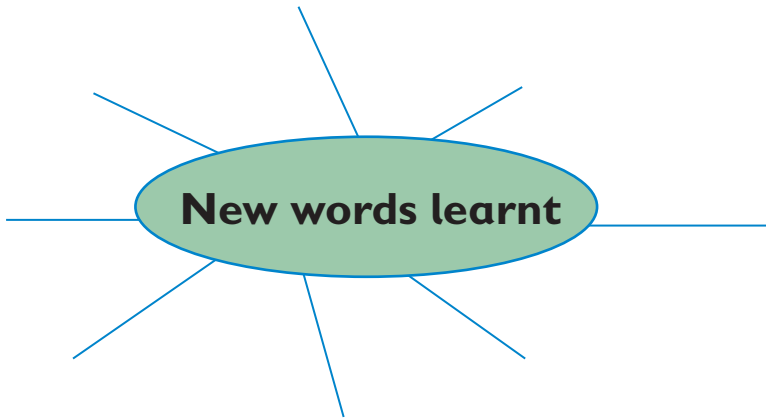


We are **exercises**. We are fun to be with. We help you grow strong and fit.

## Activity 9: Tell us

1. Say **true** or **false**.
  - a) Eggs give me energy.
  - b) You should eat a lot of fats always.
  - c) You could use balls for exercises.
2. What happens if you do not eat healthy food?

## Activity 10: Say





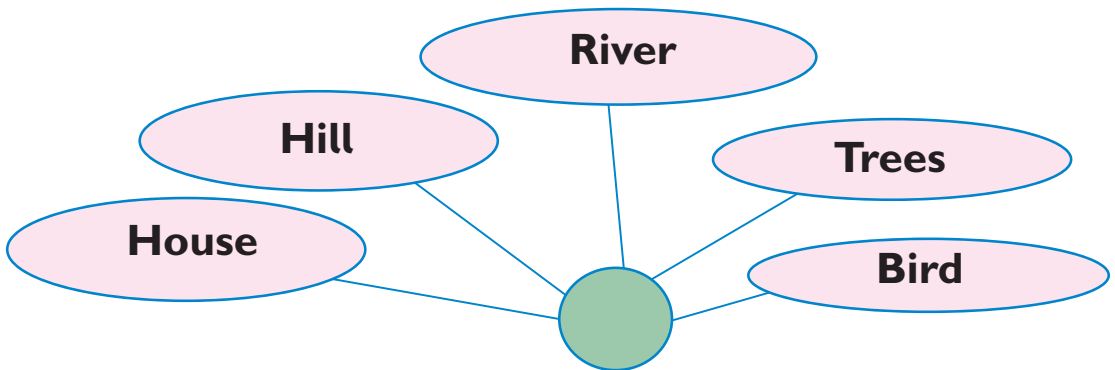
### Activity 1: Look and talk

woman children man road animals bird



### Activity 2: Point and name


Name from the picture above.



### Activity 3: Take a walk and name

Take a walk around your school. Name what you can see.

### Activity 4: Recite



I see the beautiful world  
I see the bright stars above  
I see a bird flying high  
How beautiful the world is!

I see a green tree standing high  
I see many big elephants  
See how good they look

## Activity 5: Look and name

a


sheep

donkey

horse

duck

camel



b

elephant

zebra



## Activity 6: Play a game

Play a memory game. The teacher will guide you.

## Activity 7: Say

Say what these animals give us.

cows  
goats  
hens



## Activity 8: Listen and tell

### Akello and the dog

One day, Akello's father sent her to the market. She was going to buy fruits. She went and bought mangoes, a pineapple, an apple and bananas.

On her way back, a dog appeared from the bush. Akello dropped the fruits and ran. She got home crying.



Her father felt sorry for Akello. He went and bought other fruits. Akello was happy.

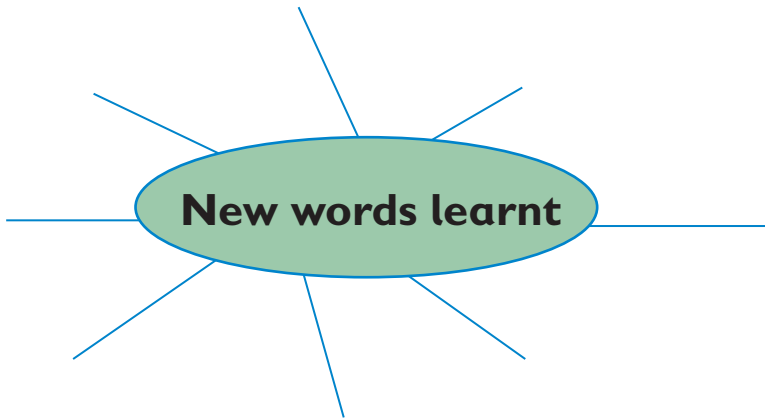
## Activity 9: Tell us

1. What scared Akello?
2. Which fruits had Akello bought?
3. Make faces of Akello when she is sad and when she is happy.

## Activity 10: Role-play

Act out the story 'Akello and the dog'.

## Activity 11: Say



### Activity 1: Mime

a



throw

b



hop-scotch

c



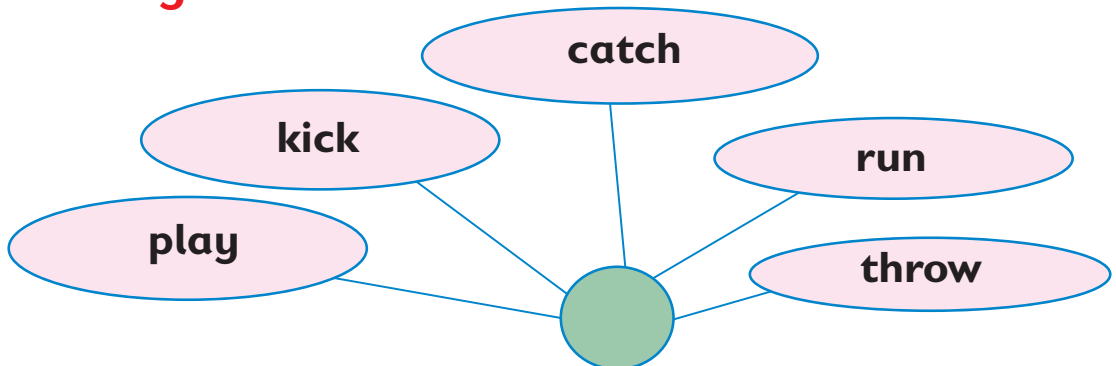
kick

d



run

### Activity 2: Practise



## Activity 3: Act and play

a



run

b



pull

c



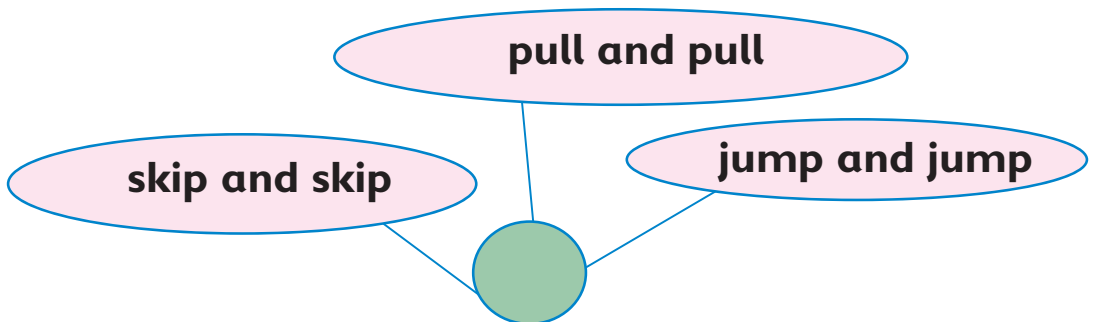
skip

d



jump

## Activity 4: Mime



## Activity 5: Recite and act



In our school  
We play many games  
Some jump high  
Some run and run  
Others pull and pull  
Oh how we play many games.

## Activity 6: Listen and say

**My name** is Akello.  
I love playing football.  
Football is my favourite game.







My name is Wani.  
I love playing basketball.  
Basketball is my favourite  
game.

### Activity 7: Debate

Say why your favourite game is the best.

### Activity 8: Play a game

Play 'simon says' game. The teacher will guide you.

### Activity 9: Look and talk

a



b




fi ght

forgive

## Activity 10: Listen and tell

### Adut the footballer

Adut is nine years old. Adut loves football. At home, Adut makes a ball using leaves and old papers. She then plays with her friends. Adut always scores many goals.



One day, a boy called Kenji wanted to play with Adut's team. Adut allowed him to. Kenji then started fighting other children.

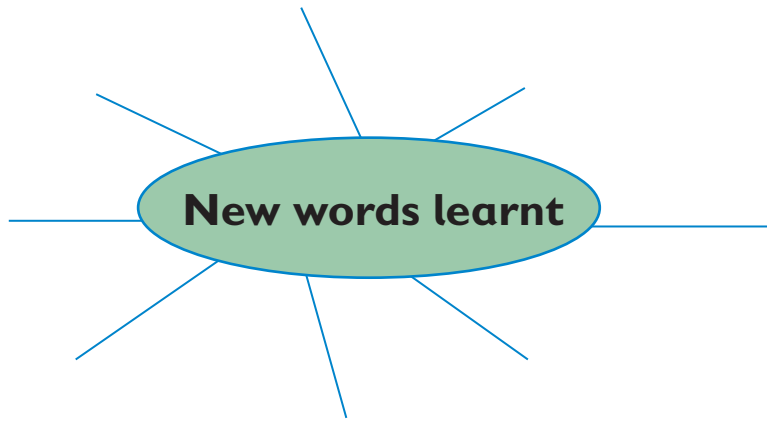
“Stop!” Adut told Kenji. She told him it is bad manners to fight when playing.

Kenji was sorry. He said he will not fight again. All children forgave Kenji. They all played happily.

## Activity 11: Tell us


1. What game does Adut like playing?
2. What does Adut use to make her ball?
3. What lesson do you learn from the story?
4. Say the games you like playing.

## Activity 12: Say



### Activity 1: Look and talk

a



fi re

b



road accident

c



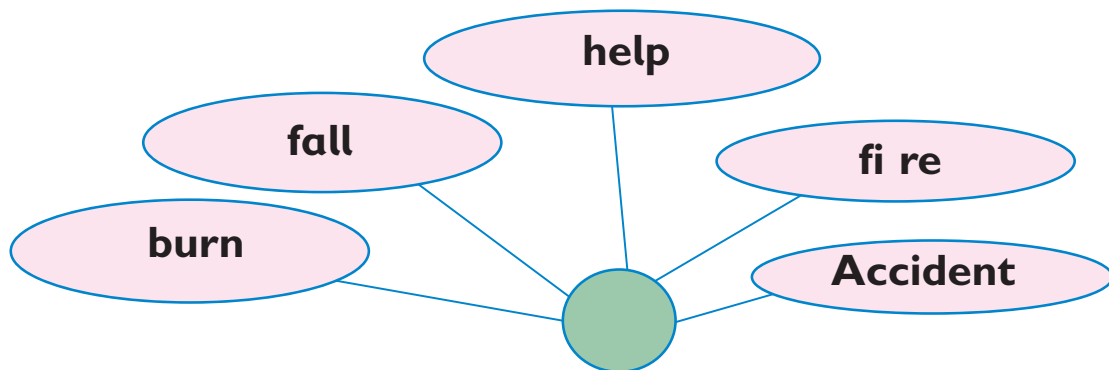
medicine

d



fall down

### Activity 2: Practise saying



### Activity 3: Role-play

a



fi rst aid

b



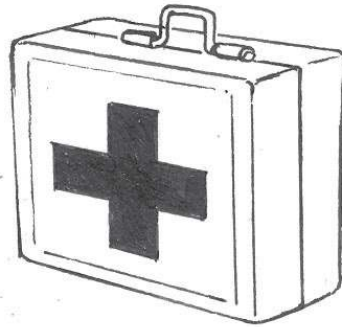
bandage

### Activity 4: Name and say

a



b



c



d



ambulance

fi rst aid box

bandage

water

## Activity 5: Say

1. We stay safe at home by \_\_\_\_\_
2. We stay safe at school by \_\_\_\_\_

## Activity 6: Listen and tell

### Bol and the bees

Bol was reading under a tree. Then he saw bees flying towards him. Bol started running towards the house. He fell on a stone and hurt his knee.



Many bees got to Bol and started stinging him. He cried for help. A neighbour came and covered Bol with a blanket. The bees disappeared.

Bol was taken to hospital. He was treated by the doctor and given medicine to take at home. The doctor also tied a bandage on his knee.

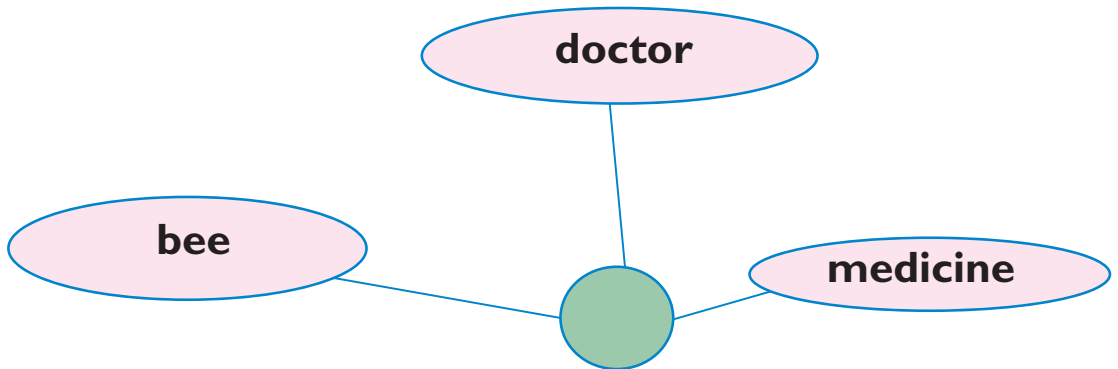
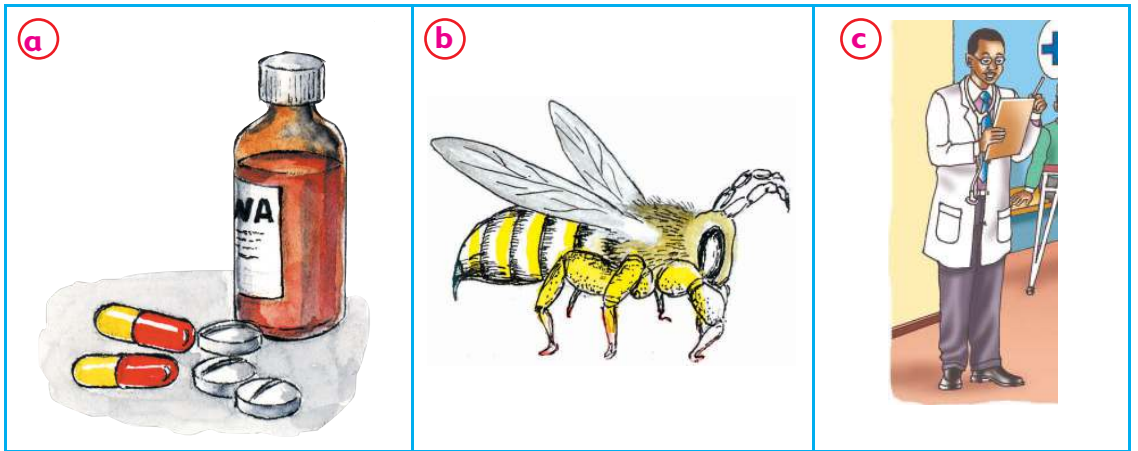
## Activity 7: Tell us

1. What did Bol fall on?
2. What did the neighbour use to cover Bol?
3. What did the doctor tie on Bol's knee?
4. How can we help in an accident?

## Activity 8: Draw and show

Draw one item the doctor used. Name it.

## Activity 9: Match



## Activity 10: Tell your story

Have you had an accident before? Tell the class what happened.

## Activity 11: Recite



Do not play with fire.

Do not play with medicine.

Do not play with sharp objects.

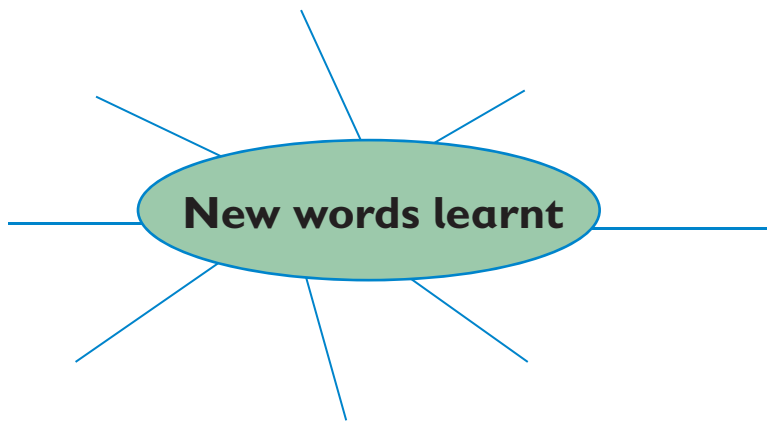
Do not play on the road.

Do not play with hot water.

Do not play with wild animals.





Do not play on a slippery floor.

## Activity 12: Say

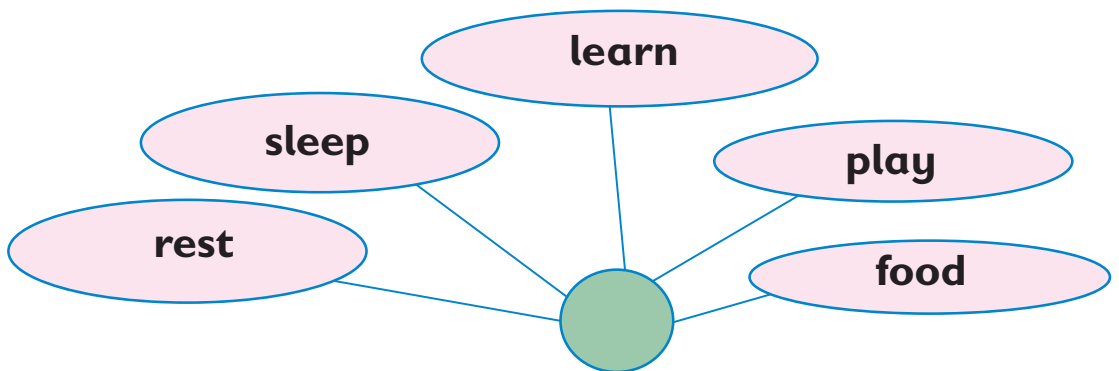




### Activity 1: Look and talk

<p>a</p>  <p>eat food</p>	<p>b</p>  <p>learn</p>
<p>c</p>  <p>sleep</p>	<p>d</p>  <p>play</p>

### Activity 2: Practise saying



### Activity 3: Recite and act



We are children, we need to eat.

We are children, we need to learn.

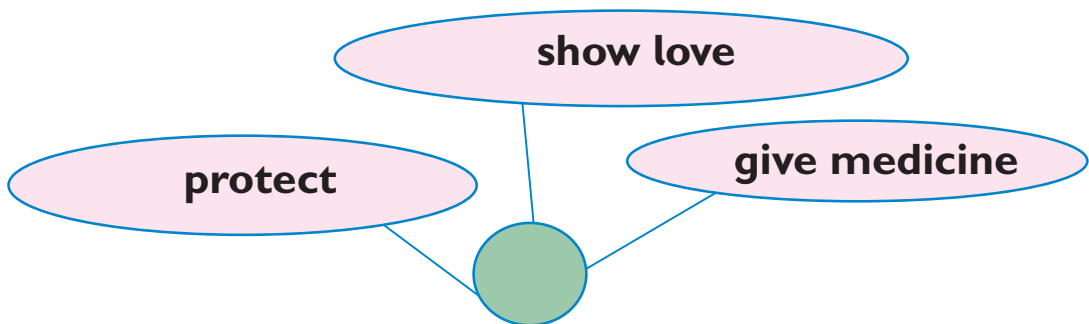
We are children, we need to play.

We are children, we need to rest.

We are children, we need love.

We are children, we need medicine.

### Activity 4: Mime



## Activity 5: Look and talk

a



hard labour

b



beating

## Activity 6: Recite and act



### Child labour



Why oh why?

Must we children

Weak and helpless

Continue suffering?

For how long must we suffer?

## Activity 7: Listen and tell

### Child labour

Mr Awi had a big farm. One afternoon, he called three children. He took them to his farm. He made them work the whole day.

The children worked and worked until they were very tired.



By evening the children were hungry and very tired. One of them got sick and was taken to hospital.

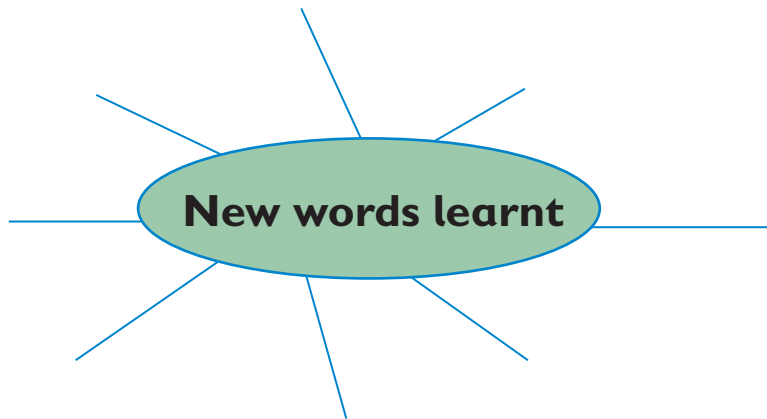
## Activity 8: Tell us

1. What did Mr Awi tell the children to do?
2. Why do you think one child fell sick?
3. What do you feel about Mr Awi?

## Activity 9: Play a game

Play the 'beat the clock' game. The teacher will guide you.

## Activity 10: Say



### Activity 1: Look and talk

a



happy family

b



angry mother

c



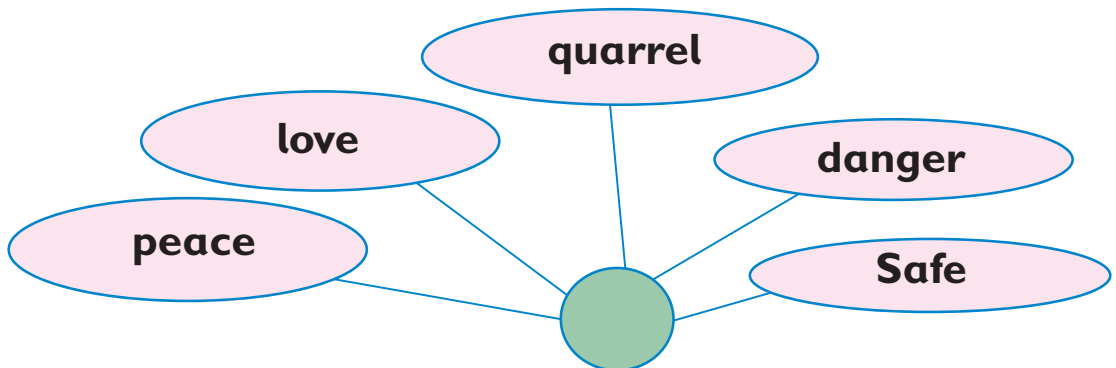
children in class

d



danger

### Activity 2: Practise saying



# Activity 3: Name and say


a



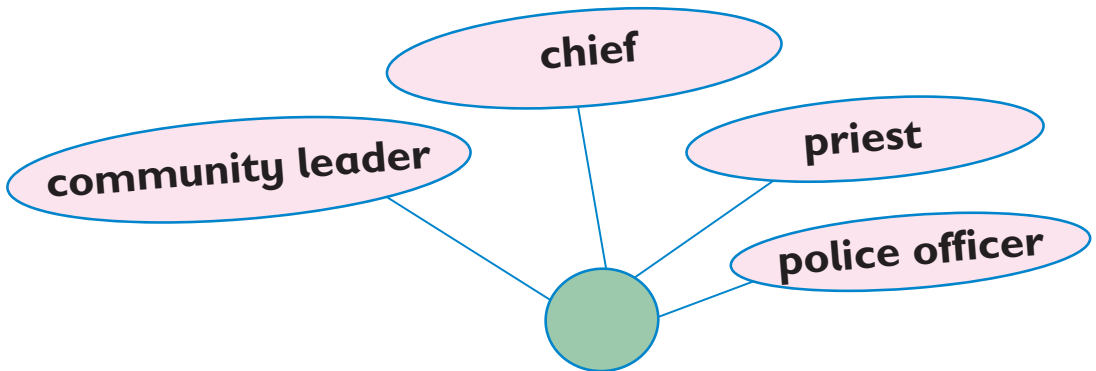
b



c




d



## Activity 4: Say and role-play

He is our chief.  
He solves problems in  
our village.



This is our community leader.  
He advises us always.

This is our police officer.  
She keeps us safe.



This is our priest.  
He teaches us about God.



## Activity 5: Who am I?

Talk about me.

chief  
community leader  
priest  
police officer

## Activity 6: Recite and act



**In school, obey your teachers**

**At home, obey your parents**

**In the community, obey your elders**

**Walk in groups, be safe**

**Run away from strangers, be safe**

**Be safe, be safe**

## Activity 7: Say

We keep peace by


## Activity 8: Listen and tell

### At the chief's house

Chief Kenyi called all the villagers for a meeting. He wanted to talk about problems in the village. There was stealing and fighting. There was no peace in the village.



The people met at the chief's house. The chief looked sad and angry.

Then the chief told everyone to live in peace. All were not to steal other people's things. They were to also avoid landmines and other dangers. The villagers went back home happy.

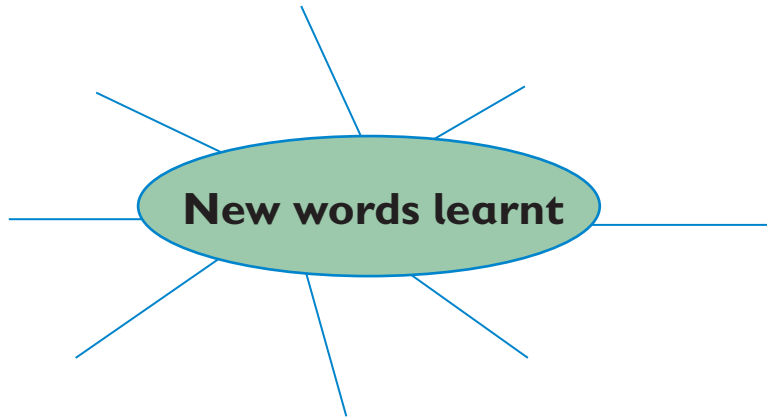
## Activity 9: Tell us

1. Why did the chief call the meeting?
2. Is Chief Kenyi a good leader? Why?
3. Why is it good to live in peace with others?


## Activity 10: Tell a story

Have you attended a talk by any leader? Tell the class about it.

## Activity 11: Say



### Activity 1: Look and talk

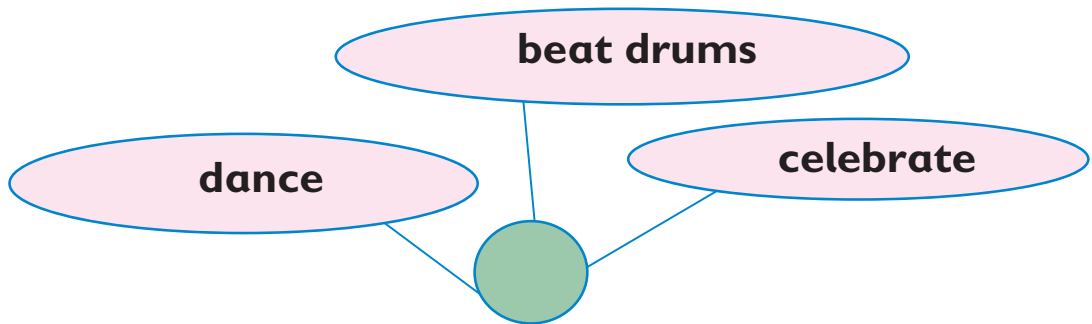


dancing



wedding

### Activity 2: Mime



### Activity 3: Talk about

Tell the class about your favourite celebration.

## Activity 4: Look and talk



sad

funeral

death

cry

## Activity 5: Sing and act



Dear father,  
Don't go away.  
Mother will miss you.  
I will miss you.  
Oh father,  
When will you come back?  
We love you father.

## Activity 6: Listen and Tell

### Buwa's big day

It was my big sister Buwa's wedding. Soon the groom arrived in our compound.

We all headed towards the church in beautiful cars. Uncle Peter's big car carried my sister.

We arrived at the church at noon. The priest welcomed us and the wedding started. Everyone looked happy.



After the church ceremony, we ate food and took photos. People danced happily. Many people gave presents. We were very happy.

## Activity 7: Tell us

- a) What was happening on the big day?
- b) Where did the wedding take place?
- c) What do you enjoy most at a wedding? Why?

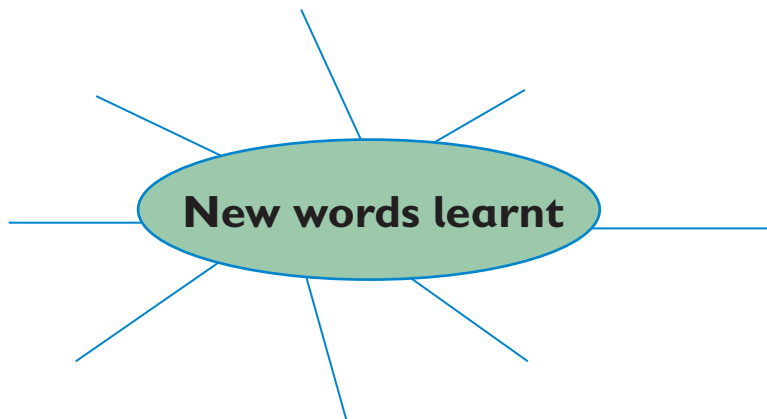
## Activity 8: Role-play

Role-play Buwa's big day.

## Activity 9: Play a game

Play the memory game. The teacher will guide you.

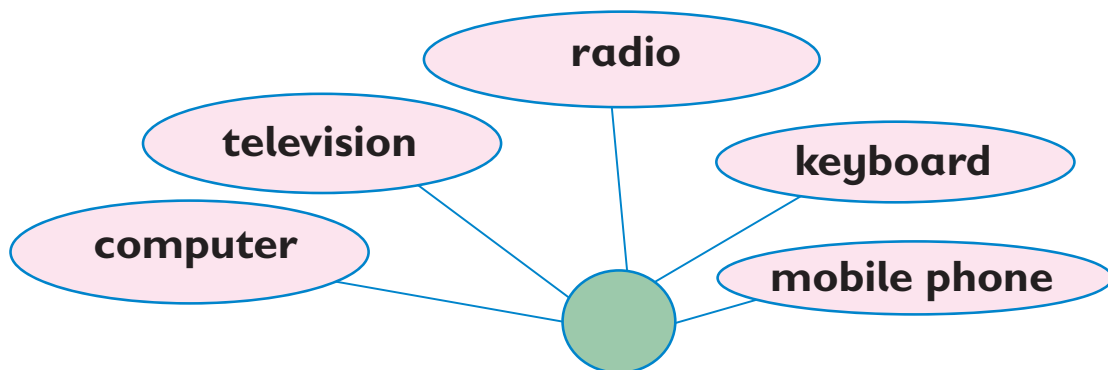
## Activity 10: Say



### Activity 1: Look and name




### Activity 2: Listen and point





### Activity 3: Role-play

This is my **computer**.  
I **type** my work on it.

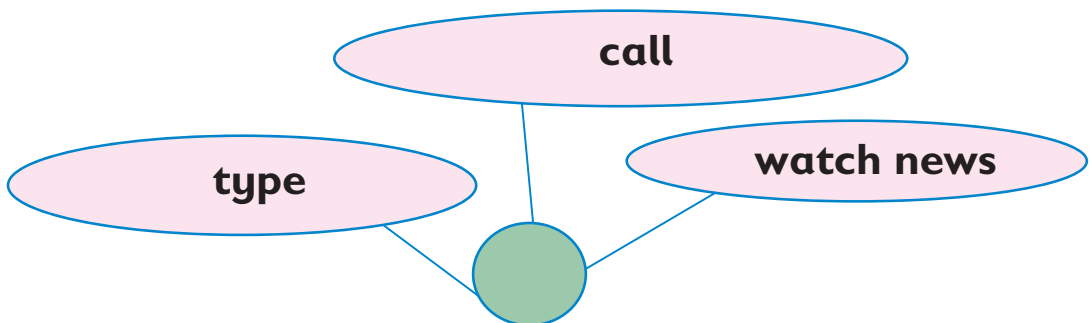


This is my **mobile phone**.  
I use it to **call** my uncle.

This is our **television**.  
We like to **watch news**.  
We watch football too.



### Activity 4: Mime



## Activity 5: Say and do



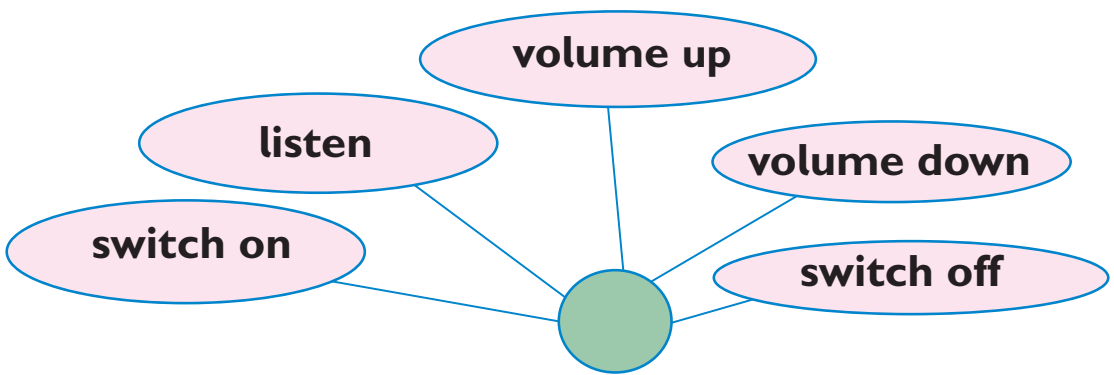
This is my radio.

I **switch on** when I want to listen.

I turn the **volume** up or down.

I **switch off** after listening to the radio.

## Activity 6: Say and mime



## Activity 7: Listen and act

**Sami:** My father bought a computer yesterday.

**Abdul:** What will you do with it?

**Sami:** I will use it to watch school videos.

**Abdul:** What else?

**Sami:** I will type and draw with it.

## Activity 8: Listen and tell

### The computer

A computer has a **mouse** and **keyboard**. When you type on the keyboard, the words are seen on the **screen**.



Many people use computers at home, work and school. Computers make work easier. The computer saves what you type and you can see it another time.

People can also listen to songs and watch videos on the computer.

## Activity 9: Do on the computer

Type your name.

## Activity 10 Match and read

screen	
mobile phone	
mouse	
keyboard	
computer	

## Activity 11: Say

